

HellermannTyton



Wind energy

Reliable cable management solutions for wind turbines

MADE FOR REAL[®]



MADE FOR REAL[®]

Smart solutions for wind energy excellence

As the global energy landscape shifts towards renewable sources, the wind market stands at the forefront of innovation and growth. Our tailored cable management solutions optimize wind turbine performance, enhance operational efficiency, and ensure long-term sustainability.

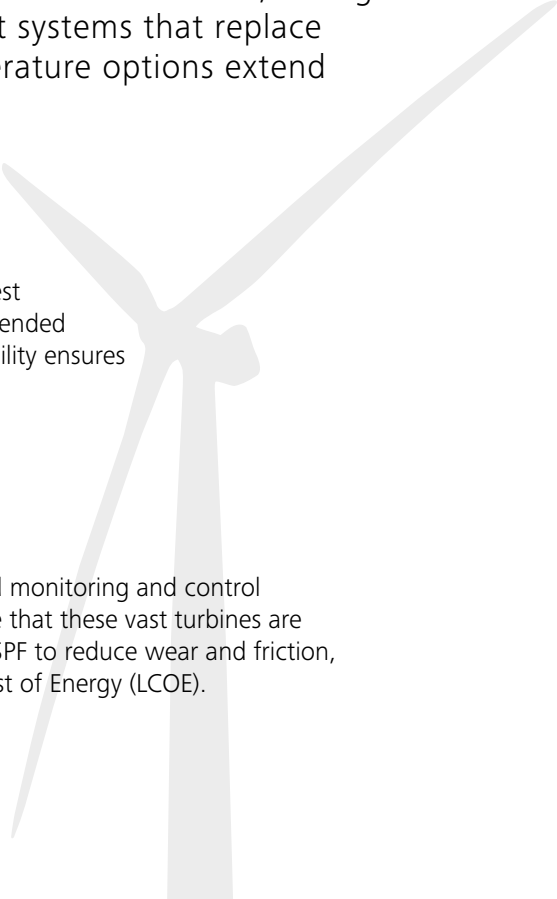
With wind turbines increasing in size and complexity, advanced monitoring and control systems are essential. Our solutions reduce installation times and downtime, saving costs. We offer service-friendly, flexible cable management systems that replace complex welded and screw-on guides. And our hightemperature options extend equipment lifespan.

+ Durable Solutions for On- and Offshore Wind

On- and Offshore as well as floating wind turbines endure some of the harshest conditions. Our components are engineered for exceptional durability and extended service life, significantly reducing operation and maintenance costs. This reliability ensures your wind farms remain profitable over the long haul.

+ Enhancing Turbine Performance and Safety

Wind turbines are growing larger and more powerful, necessitating advanced monitoring and control systems. Our professional cable management and protection solutions ensure that these vast turbines are managed safely. Additionally, we offer products like Twist-In, Helahook, and SPF to reduce wear and friction, extending the operational life of your turbines and lowering the Levelized Cost of Energy (LCOE).





+ Streamlining Operations and Maintenance

Minimizing downtime is crucial for maximizing productivity. Our service-friendly components expedite maintenance and upgrades, featuring stand-on parts in the wind hub area and plug-and-play solutions that simplify installation. Our tension cutting tools enhance operational safety and efficiency, ensuring a stable tensioning process.

+ Advanced Cable Management Solutions

Effective cable management is essential for reliable operation. Our solutions optimize existing infrastructure, mitigate electromagnetic interference (EMI), and enhance lightning protection with our Helaguard range. We offer flexible, cost-effective cable management solutions that replace complex guides, along with high-temperature options for extended service life.



Discover now our smart, high-quality solutions to elevate your wind energy operation to the next level.



Cable Ties and Fixings

Cable ties, inside serrated

Cable ties for outdoor use (UV-resistant)

T-Series in PA66W/UV black

Features and benefits

- UV-resistant black cable tie available in a wide range of sizes
- Inside serration for a strong hold onto bundles
- Easy application either manually or with a processing tool



TYPE	Width (W)	Length (L)	Bundle Ø max.		Material	Colour	Pack Cont.	Tools	Article-No.
T18R	2.5	100.0	22.0	80	PA66W	Black (BK)	100 pcs.	1-2;4-6;25	111-01960
T18I	2.5	145.0	35.0	80	PA66W	Black (BK)	100 pcs.	1-2;4-6;25	111-02360
T18L	2.5	205.0	50.0	80	PA66W	Black (BK)	100 pcs.	1-2;4-6;25	111-02160
T25LL	2.8	330.0	95.0	110	PA66W	Black (BK)	100 pcs.	1-2;4-6;25	111-02660
T30R	3.5	150.0	35.0	135	PA66W	Black (BK)	100 pcs.	1-2;4-6;25	111-03260
T30L	3.5	198.0	50.0	135	PA66W	Black (BK)	100 pcs.	1-2;4-6;25	111-03460
T30LL	3.5	290.0	80.0	135	PA66W	Black (BK)	100 pcs.	1-2;4-6;25	111-03570
T40R	4.0	175.0	40.0	180	PA66W	Black (BK)	100 pcs.	1-2;4-6;25	111-01625
T50S	4.6	150.0	35.0	225	PA66W	Black (BK)	100 pcs.	1-2;4-7;25	111-05860
T50R	4.6	200.0	50.0	225	PA66W	Black (BK)	100 pcs.	1-2;4-7;25	111-04889
T50M	4.6	245.0	65.0	225	PA66W	Black (BK)	100 pcs.	1-2;4-7;25	111-06206
T50I	4.6	300.0	85.0	225	PA66W	Black (BK)	100 pcs.	1-2;4-7;25	111-05260
T50L	4.6	390.0	110.0	225	PA66W	Black (BK)	100 pcs.	1-2;4-7;25	111-05440
T50LL	4.6	445.0	130.0	225	PA66W	Black (BK)	100 pcs.	1-2;4-7;25	111-06000
T80R	4.7	205.0	55.0	355	PA66W	Black (BK)	100 pcs.	1-2;4-7;25	111-05060
T80I	4.7	305.0	85.0	355	PA66W	Black (BK)	100 pcs.	1-2;4-7;25	111-08290
T80L	4.7	390.0	110.0	355	PA66W	Black (BK)	100 pcs.	1-2;4-7;25	111-05460
T120S	7.6	225.0	55.0	535	PA66W	Black (BK)	50 pcs.	1;3;7;9-10;25	111-12830
T120I	7.6	300.0	80.0	535	PA66W	Black (BK)	100 pcs.	1;3;7;9-10;25	111-12230
T150R(H)	7.6	365.0	100.0	670	PA66W	Black (BK)	100 pcs.	1;3;7;9-10;25	111-14860
T120R(E)	7.6	387.0	100.0	535	PA66W	Black (BK)	100 pcs.	1;3;7;9-10;25	111-12060
T120M	7.6	460.0	125.0	535	PA66W	Black (BK)	100 pcs.	1;3;7;9-10;25	111-12660
T120L	7.6	760.0	225.0	535	PA66W	Black (BK)	50 pcs.	1;3;7;9-10;25	111-12430
T150M	8.9	530.0	150.0	780	PA66W	Black (BK)	25 pcs.	1;7;9-10	111-15660
T150L	8.9	820.0	245.0	780	PA66W	Black (BK)	25 pcs.	1;7;9-10	111-15460
T150XL	8.9	1095.0	330.0	780	PA66W	Black (BK)	25 pcs.	1;7;9-10	111-15502
T150XLL	8.9	1325.0	405.0	780	PA66W	Black (BK)	25 pcs.	1;7;9-10	111-15305
T250R	12.4	515.0	125.0	1115	PA66HIRHSUV	Black (BK)	25 pcs.	7;9-10	111-24805

Recommended Tools: 1=MK10-SB, 2=MK20, 3=MK21, 4=MK3PNSP2, 5=EVO7i, 6=MK7P, 7=EVO9i, 9=EVO9iHT, 10=MK9P, 25=EVOcut. For detailed information on Application Tooling please refer to our Main Catalogue or the Internet.

All dimensions in mm. Subject to technical changes. Minimum Order Quantity (MOQ) may differ from package content. Other packaging options may also be available.



Please note! Not all products listed on this page may have this approval. Please check our website for latest approvals.



Cable ties for temperatures up to + 105°C (heat stabilised)

T-Series in PA66HS natural and black

Features and benefits

- Heat stabilised cable ties (PA66HS) for temperatures up to +105 °C
- Manual and/or pneumatic tools available for greater process reliability
- Commonly offered in natural and black, other colours available on request



TYPE	Width (W)	Length (L)	Bundle Ø max.		Material	Colour	Pack Cont.	Tools	Article-No.
T18R	2.5	100.0	22.0	80	PA66HS	Black (BK)	100 pcs.	1-2;4-6;25	111-01950
	2.5	100.0	22.0	80	PA66HS	Natural (NA)	100 pcs.	1-2;4-6;25	111-01959
T18I	2.5	145.0	35.0	80	PA66HS	Black (BK)	100 pcs.	1-2;4-6;25	111-02358
	2.5	145.0	35.0	80	PA66HS	Natural (NA)	1000 pcs.	1-2;4-6;25	111-02359
T18L	2.5	205.0	50.0	80	PA66HS	Black (BK)	100 pcs.	1-2;4-6;25	111-02049
	2.5	205.0	50.0	80	PA66HS	Natural (NA)	100 pcs.	1-2;4-6;25	111-02159
T30R	3.5	150.0	35.0	135	PA66HS	Black (BK)	100 pcs.	1-2;4-6;25	111-03050
	3.5	150.0	35.0	135	PA66HS	Natural (NA)	100 pcs.	1-2;4-6;25	111-03259
T30L	3.5	198.0	50.0	135	PA66HS	Black (BK)	100 pcs.	1-2;4-6;25	111-03450
	3.5	198.0	50.0	135	PA66HS	Natural (NA)	100 pcs.	1-2;4-6;25	111-03459
	3.5	198.0	50.0	135	PA66W	Black (BK)	100 pcs.	1-2;4-6;25	111-03460
T30LL	3.5	290.0	80.0	135	PA66HS	Black (BK)	1000 pcs.	1-2;4-6;25	111-03660
	3.5	290.0	80.0	135	PA66HS	Natural (NA)	100 pcs.	1-2;4-6;25	111-03569
T40R	4.0	175.0	40.0	180	PA66HS	Black (BK)	100 pcs.	1-2;4-6;25	111-01623
	4.0	175.0	40.0	180	PA66HS	Natural (NA)	100 pcs.	1-2;4-6;25	111-01627
T50S	4.6	150.0	35.0	225	PA66HS	Black (BK)	100 pcs.	1-2;4-7;25	111-05850
	4.6	150.0	35.0	225	PA66HS	Natural (NA)	100 pcs.	1-2;4-7;25	111-05859
T50R	4.6	200.0	50.0	225	PA66HS	Black (BK)	100 pcs.	1-2;4-7;25	111-04950
T50I	4.6	300.0	85.0	225	PA66HS	Natural (NA)	100 pcs.	1-2;4-7;25	111-05259
	4.6	305.0	80.0	225	PA66HS	Black (BK)	100 pcs.	1-2;4-7;25	111-05250
T50L	4.6	390.0	110.0	225	PA66HS	-	100 pcs.	1-2;4-7;25	111-05436
	4.6	390.0	110.0	225	PA66HS	Black (BK)	100 pcs.	1-2;4-7;25	111-05450
T80R	4.7	205.0	55.0	355	PA66HS	Natural (NA)	100 pcs.	1-2;4-7;25	111-05059
	4.7	210.0	55.0	355	PA66HS	Black (BK)	1000 pcs.	1-2;4-7;25	117-08070
T80I	4.7	305.0	85.0	355	PA66HS	Black (BK)	100 pcs.	1-2;4-7;25	111-08250
	4.7	305.0	85.0	355	PA66HS	Natural (NA)	100 pcs.	1-2;4-7;25	111-08259
T80L	4.7	390.0	110.0	355	PA66HS	Black (BK)	100 pcs.	1-2;4-7;25	111-00388
	4.7	390.0	110.0	355	PA66HS	Natural (NA)	100 pcs.	1-2;4-7;25	111-05459
T120S	7.6	225.0	55.0	535	PA66HS	Black (BK)	50 pcs.	1;3;7;9-10;25	111-12850
T150R(H)	7.6	365.0	100.0	670	PA66HS	Black (BK)	100 pcs.	1;3;7;9-10;25	111-15050
	7.6	365.0	100.0	670	PA66HS	Natural (NA)	100 pcs.	1;3;7;9-10;25	111-15069

Recommended Tools: 1=MK10-5B, 2=MK20, 3=MK21, 4=MK3PNPSP2, 5=EVO7i, 6=MK7P, 7=EVO9i, 9=EVO9iHT, 10=MK9P, 25=EVOcut. For detailed information on Application Tooling please refer to our Main Catalogue or the Internet.

All dimensions in mm. Subject to technical changes. Minimum Order Quantity (MOQ) may differ from package content. Other packaging options may also be available. For product specific approvals and specifications please refer to the website.



Please note! Not all products listed on this page may have this approval. Please check our website for latest approvals.

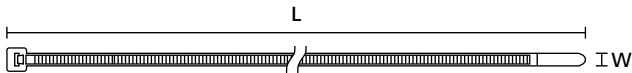


Cable Ties and Fixings

Cable ties, releasable

Cable ties for temperatures up to + 105°C (heat stabilised)

T-Series in PA66HS natural and black



T-Series

TYPE	Width (W)	Length (L)	Bundle Ø max.		Material	Colour	Pack Cont.	Tools	Article-No.
T120R(E)	7.6	387.0	100.0	535	PA66HS	Black (BK)	100 pcs.	1;3;7;9-10;25	111-12050
	7.6	387.0	100.0	535	PA66HS	Natural (NA)	100 pcs.	1;3;7;9-10;25	111-12059
T120M	7.6	460.0	125.0	535	PA66HS	Black (BK)	100 pcs.	1;3;7;9-10;25	111-00153
T120XM	7.6	600.0	175.0	535	PA66HS	Black (BK)	50 pcs.	1;3;7;9-10;25	111-12700
	7.6	600.0	175.0	535	PA66HS	Natural (NA)	50 pcs.	1;3;7;9-10;25	111-12719
T120L	7.6	760.0	225.0	535	PA66HS	Black (BK)	50 pcs.	1;3;7;9-10;25	111-12440
	7.6	760.0	225.0	535	PA66HS	Natural (NA)	50 pcs.	1;3;7;9-10;25	111-12449
T150M	8.9	530.0	150.0	780	PA66HS	Black (BK)	25 pcs.	1;7;9-10	111-15609
T150L	8.9	820.0	245.0	780	PA66HS	Black (BK)	25 pcs.	1;7;9-10	111-15410
T150XL	8.9	1095.0	330.0	780	PA66HS	Black (BK)	25 pcs.	1;7;9-10	111-15510

Recommended Tools: 1=MK10-SB, 2=MK20, 3=MK21, 4=MK3PNSP2, 5=EVO7i, 6=MK7P, 7=EVO9i, 9=EVO9iHT, 10=MK9P, 25=EVOcut. For detailed information on Application Tooling please refer to our Main Catalogue or the Internet.

All dimensions in mm. Subject to technical changes. Minimum Order Quantity (MOQ) may differ from package content. Other packaging options may also be available. For product specific approvals and specifications please refer to the website.



Please note! Not all products listed on this page may have this approval. Please check our website for latest approvals.

Cable ties without serration in flexible TPU

SRT series in industrial quantities for releasable, for parallel bundling

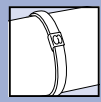
Features and benefits

- Elastic and flexible cable ties with rounded and smooth edges
- Releasable and reusable
- Suitable for temporary applications like securing cables during transport, installation or maintenance of a wind turbine



TYPE	Width (W)	Length (L)	Bundle Ø max.		Material	Colour	Article-No.
SRT1807	7.0	180.0	45.0	57	TPU	Black (BK)	115-07189
SRT2607	7.0	260.0	70.0	57	TPU	Black (BK)	115-07269
SRT26011	11.0	260.0	65.0	123	TPU	Black (BK)	115-11269
SRT34011	11.0	340.0	90.0	123	TPU	Black (BK)	115-11349
SRT58028	28.0	580.0	150.0	360	TPU	Black (BK)	115-28589
SRT88028	28.0	880.0	240.0	360	TPU	Black (BK)	115-28889

All dimensions in mm. Subject to technical changes. Minimum Order Quantity (MOQ) may differ from package content. Other packaging options may also be available.



Cable ties with quick release mechanism, parallel bundling

SpeedyTie, releasable and reusable

Features and benefits

- Releasable and reusable cable tie
- Bears loads of up to 888 N (approx. 90 kg)
- Easy to handle when wearing work gloves



TYPE	Width (W)	Length (L)	Bundle Ø max.	N	Material	Colour	Pack Cont.	Article-No.
SpeedyTie (RTT750HR)	13.0	752.0	210.0	888	PA66	Yellow (YE), Red (RD)	5 pcs.	115-00001
	13.0	752.0	210.0	888	PA66	Yellow (YE), Red (RD)	25 pcs.	115-00000
	13.0	752.0	210.0	888	PA66HIR(S)	Black (BK)	5 pcs.	115-00030

All dimensions in mm. Subject to technical changes. Minimum Order Quantity (MOQ) may differ from package content. Other packaging options may also be available.

Cable ties with ball-lock

MBT-Series, stainless steel 304

Features and benefits

- Cable ties MBT, made from stainless steel 304
- Non-releasable locking feature
- High temperature resistant



TYPE	Width (W)	Length (L)	Bundle Ø min.	Bundle Ø max.	N	Material	Pack Cont.	Tools	Article-No.
MBT5SS	4.6	127.0	12.0	25.0	900	SS304	100 pcs.	15-18	111-93058
MBT8SS	4.6	201.0	17.0	50.0	900	SS304	100 pcs.	15-18	111-93088
MBT14SS	4.6	362.0	17.0	102.0	900	SS304	100 pcs.	15-18	111-93148
MBT20SS	4.6	521.0	17.0	152.0	900	SS304	100 pcs.	15-18	111-93208
MBT27SS	4.6	685.0	17.0	203.0	900	SS304	100 pcs.	15-18	111-93278
MBT33SS	4.6	838.0	17.0	254.0	900	SS304	100 pcs.	15-18	111-93338
MBT8HS	7.9	201.0	17.0	50.0	2000	SS304	50 pcs.	15-18	111-94088
MBT14HS	7.9	362.0	17.0	102.0	2000	SS304	50 pcs.	15-18	111-94148
MBT20HS	7.9	521.0	17.0	152.0	2000	SS304	50 pcs.	15-18	111-94208
MBT27HS	7.9	685.0	17.0	203.0	2000	SS304	50 pcs.	15-18	111-94278
MBT33HS	7.9	838.0	17.0	254.0	2000	SS304	50 pcs.	15-18	111-94338
MBT14XHS	12.3	362.0	17.0	102.0	2700	SS304	50 pcs.	15-18	111-95148
MBT20XHS	12.3	521.0	17.0	152.0	2700	SS304	50 pcs.	15-18	111-95208
MBT27XHS	12.3	681.0	17.0	203.0	2700	SS304	50 pcs.	15-18	111-95278
MBT33XHS	12.3	838.0	17.0	254.0	2700	SS304	50 pcs.	15-18	111-95338

Recommended Tools: 15=MK9SST, 16=MK9PSST, 17=HDT16, 18=KST-STG200. For detailed information on Application Tooling please refer to our Main Catalogue or the Internet.

All dimensions in mm. Subject to technical changes. Minimum Order Quantity (MOQ) may differ from package content. Other packaging options may also be available.



Cable Ties and Fixings


Cable ties, stainless steel

Cable ties with ball-lock

MBT-Series, stainless steel 316L

Features and benefits

- MBT cable ties made from stainless steel 316L
- Non-releasable locking feature
- High temperature resistant



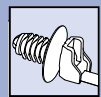
TYPE	Width (W)	Length (L)	Bundle Ø min.	Bundle Ø max.		Material	Pack Cont.	Tools	Article-No.
MBT5S	4.6	127.0	12.0	25.0	900	SS316L	100 pcs.	15-18	111-93059
MBT8S	4.6	201.0	12.0	50.0	900	SS316L	100 pcs.	15-18	111-93089
MBT14S	4.6	362.0	12.0	102.0	900	SS316L	100 pcs.	15-18	111-93149
MBT20S	4.6	521.0	12.0	152.0	900	SS316L	100 pcs.	15-18	111-93209
MBT27S	4.6	685.0	12.0	203.0	900	SS316L	100 pcs.	15-18	111-93279
MBT33S	4.6	838.0	12.0	254.0	900	SS316L	100 pcs.	15-18	111-93339
MBT8H	7.9	201.0	12.0	50.0	2000	SS316L	50 pcs.	15-18	111-94089
MBT14H	7.9	362.0	12.0	102.0	2000	SS316L	50 pcs.	15-18	111-94149
MBT20H	7.9	521.0	12.0	152.0	2000	SS316L	50 pcs.	15-18	111-94209
MBT27H	7.9	685.0	12.0	203.0	2000	SS316L	50 pcs.	15-18	111-94279
MBT33H	7.9	838.0	12.0	254.0	2000	SS316L	50 pcs.	15-18	111-94339
MBT14XH	12.3	362.0	12.0	102.0	2700	SS316L	50 pcs.	15-18	111-95149
MBT20XH	12.3	521.0	12.0	152.0	2700	SS316L	50 pcs.	15-18	111-95209
MBT27XH	12.3	681.0	12.0	203.0	2700	SS316L	50 pcs.	15-18	111-95279
MBT33XH	12.3	838.0	12.0	254.0	2700	SS316L	50 pcs.	15-18	111-95339
MBT14UH	16.0	362.0	12.0	102.0	4100	SS316L	50 pcs.	15;17	111-01301
MBT20UH	16.0	521.0	12.0	152.0	4100	SS316L	50 pcs.	15;17	111-01302
MBT27UH	16.0	681.0	12.0	203.0	4100	SS316L	50 pcs.	15;17	111-01303
MBT33UH	16.0	838.0	12.0	254.0	4100	SS316L	50 pcs.	15;17	111-01304
MBT43UH	16.0	1092.0	12.0	330.0	4100	SS316L	25 pcs.	15;17	111-01305
MBT49UH	16.0	1245.0	12.0	380.0	4100	SS316L	25 pcs.	15;17	111-01306

Recommended Tools: 15=MK9SST, 16=MK9PSST, 17=HDT16, 18=KST-STG200. For detailed information on Application Tooling please refer to our Main Catalogue or the Internet.

All dimensions in mm. Subject to technical changes. Minimum Order Quantity (MOQ) may differ from package content. Other packaging options may also be available.



Please note! Not all products listed on this page may have this approval. Please check our website for latest approvals.



Double wrap cable ties with ball-lock

MBTXHD- / MBTUHD-Series, stainless steel 316L

Features and benefits

- Stainless steel MBT ties with double wrap operation
- Wraps around the bundle and passes through the head twice
- Very high tensile strength to carry enormous applied loads



TYPE	Width (W)	Length (L)	Bundle Ø min.	Bundle Ø max.	N	Material	Pack Cont.	Tools	Article-No.
MBT27XHD	12.3	681.0	17.0	100.0	5000	SS316L	50 pcs.	15-18	111-01307
MBT33XHD	12.3	838.0	17.0	120.0	5000	SS316L	50 pcs.	15-18	111-01308
MBT43XHD	12.3	1092.0	17.0	160.0	5000	SS316L	25 pcs.	15-18	111-01309
MBT49XHD	12.3	1245.0	17.0	180.0	5000	SS316L	25 pcs.	15-18	111-01310
MBT60XHD	12.3	1524.0	17.0	230.0	5000	SS316L	25 pcs.	15-18	111-01311
MBT27UHD	16.0	681.0	25.0	100.0	7000	SS316L	50 pcs.	15;17	111-01312
MBT33UHD	16.0	838.0	25.0	120.0	7000	SS316L	50 pcs.	15;17	111-01313
MBT43UHD	16.0	1092.0	25.0	160.0	7000	SS316L	25 pcs.	15;17	111-01314
MBT49UHD	16.0	1245.0	25.0	180.0	7000	SS316L	25 pcs.	15;17	111-01315
MBT60UHD	16.0	1524.0	25.0	230.0	7000	SS316L	25 pcs.	15;17	111-01316

Recommended Tools: 15=MK9SST, 16=MK9PSST, 17=HDT16, 18=KST-STG200. For detailed information on Application Tooling please refer to our Main Catalogue or the Internet.

All dimensions in mm. Subject to technical changes. Minimum Order Quantity (MOQ) may differ from package content. Other packaging options may also be available.

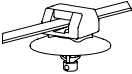
2-piece fixing ties with fir tree, with disc, for round holes

Fir tree parts FT3

Features and benefits

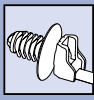
- Pre-assembled 2-piece fixing tie with fir tree foot part
- Easy to assemble without the need for a tool
- Fir tree foot part can be used for a variety of panel thicknesses



TYPE	Drawing	Hole Ø (FH)	Panel Thickness	Width (W)	Bundle Ø max.	N	Material	Colour	Tools	Article-No.
T18RFT3		M3	1.5 - 3.0	2.5	20.0	80	PA66HSUV	BK	1-2;4-6;25	156-00338

Recommended Tools: 1=MK10-SB, 2=MK20, 4=MK3PNSP2, 5=EVO7i, 6=MK7P, 25=EVOcut. For detailed information on Application Tooling please refer to our Main Catalogue or the Internet.

All dimensions in mm. Subject to technical changes.



Cable Ties and Fixings

Fixing products for holes

2-piece fixing ties with fir tree, with disc, for round holes

Fir tree parts FT5

Features and benefits

- Pre-assembled 2-piece fixing tie with fir tree foot part
- Cable tie head can be moved after bundling
- Easy to assemble without the need for a tool
- Disc adjusts tie for pressure from various directions and minimises ingress of dust and dirt
- Fir tree foot part can be used for a variety of panel thicknesses
- Suitable for use within threaded holes



TYPE	Drawing	Hole Ø (FH)	Panel Thickness	Width (W)	Bundle Ø max.	N	Material	Colour	Tools	Article-No.
T18RFT5		4.5 - 5.0	0.7 - 3.0	2.5	22.0	80	PA66HS PA66HIRHS	BK	1-2;4-6;25	156-01225
T30RFT5		4.5 - 5.0	0.7 - 3.0	3.5	34.0	135	PA46	GY	1-2;4-6;25	156-01316
		4.5 - 5.0	0.7 - 3.0	3.5	34.0	135	PA66HS PA66HIRHS	BK	1-2;4-6;25	150-55850
T50SOSFT5		4.5 - 5.0	0.7 - 3.0	4.6	35.0	225	PA66HS PA66HIRHS	BK	1-2;4-7;25	156-06200
T50RFT5		4.5 - 5.0	0.7 - 3.0	4.6	45.0	222	PA66HS PA66HIRHS	BK	1-2;4-7;25	156-00025
T50SOSFT5SD		4.5 - 5.0	0.7 - 3.0	4.6	35.0	225	PA66HS PA66HIRHS	BK	1-2;4-7;25	156-00432

Recommended Tools: 1=MK10-SB, 2=MK20, 4=MK3PNSP2, 5=EVO7i, 6=MK7P, 7=EVO9i, 25=EVOcut. For detailed information on Application Tooling please refer to our Main Catalogue or the Internet.

All dimensions in mm. Subject to technical changes.

2-piece fixing ties with fir tree, with disc, for round holes

Fir tree parts FT6

TYPE	Drawing	Hole Ø (FH)	Panel Thickness	Width (W)	Length (L)	Bundle Ø max.	Material	Colour	Tools	Article-No.
PT2AFT6LG		6.4 - 7.1	0.75 - 6.0	3.4	145.0	35.0	PEEK PA46	BGE, GY	1-2;4-6;25	156-01336
T30RFT6LG		6.5 - 7.0	0.75 - 6.0	3.5	150.0	30.0	PA66HS PA66HIRHS	BK	1-2;4-6;25	150-31090
T50ROSFT6LG		6.5 - 7.0	0.75 - 6.0	4.6	200.0	45.0	PA66HS PA66HIRHS	BK	1-2;4-7;25	150-31099
T50RFT6LG		6.5 - 7.0	0.75 - 6.0	4.6	202.0	45.0	PA66HS PA66HIRHS	BK	1-2;4-7;25	150-31091
T80IFT6LG		6.5 - 7.0	0.75 - 6.0	4.7	305.0	75.0	PA66HS PA66HIRHS	BK	1-2;4-7;25	150-31096

Recommended Tools: 1=MK10-SB, 2=MK20, 4=MK3PNSP2, 5=EVO7i, 6=MK7P, 7=EVO9i, 25=EVOcut. For detailed information on Application Tooling please refer to our Main Catalogue or the Internet.

All dimensions in mm. Subject to technical changes.



2-piece fixing ties with fir tree, with disc, for round holes

Fir tree parts FT6

TYPE	Drawing	Hole Ø (FH)	Panel Thickness	Width (W)	Length (L)	Bundle Ø max.	Material	Colour	Tools	Article-No.
T30RFT6SD		6.4 - 7.1	0.75 - 3.0	3.5	150.0	35.0	PA66HS PA66HIRHS	BK	1-2;4-6;25	150-52690
T50ROSFT6SD		6.4 - 7.1	0.75 - 3.0	4.6	200.0	45.0	PA46	GY	1-2;4-7;25	156-00085
		6.4 - 7.1	0.75 - 3.0	4.6	200.0	46.0	PA66HS PA66HIRHS	BK	1-2;4-7;25	156-05902
T50RFT6LGSD-HEX		6.25 - 6.75 6.1 - 6.6 (hexagonal)	0.7 - 5.0	4.6	202.0	45.0	PA66HS PA66HIRHS	BK	1-2;4-7;25	156-01705
T50SFT6LG1SD		6.5 - 7.0	0.6 - 6.0	4.6	160.0	30.0	PA66HS PA66HIRHS	BK	1-2;4-7;25	156-00154
T30RFT6		6.4 - 7.1	0.75 - 3.0	3.5	150.0	30.0	PA66HS PA66HIRHS	BK	1-2;4-6;25	150-77950
T50ROSFT6		6.4 - 7.1	0.75 - 3.0	4.6	200.0	45.0	PA66HS PA66HIRHS	BK	1-2;4-7;25	156-00076
T50RFT6		6.4 - 7.1	0.75 - 3.0	4.6	202.0	45.0	PA46	GY	1-2;4-7;25	156-01693
		6.4 - 7.1	0.75 - 3.0	4.6	202.0	45.0	PA66HS PA66HIRHS	BK	1-2;4-7;25	150-77941
T50RDHFT6		6.4 - 7.1	0.75 - 3.0	4.7	210.0	19.0	PA66HS PA66HIRHS	BK	1-2;4-7;25	150-77936

Recommended Tools: 1=MK10-SB, 2=MK20, 4=MK3PNSP2, 5=EVO7i, 6=MK7P, 7=EVO9i, 25=EVOcut. For detailed information on Application Tooling please refer to our Main Catalogue or the Internet.

All dimensions in mm. Subject to technical changes.

2-piece fixing ties with fir tree, with disc, for round holes

Fir tree parts FT7 - FT10

TYPE	Drawing	Hole Ø (FH)	Panel Thickness	Width (W)	Bundle Ø max.	Material	Colour	Tools	Article-No.
T120IFT9		9.0 - 10.6	5.0 - 11.0	7.6	80.0	PA66HIR(S)	BK	1;3;7;9-10;25	156-00200
T30RFT7		6.5 - 7.0	0.8 - 7.0	3.5	35.0	PA66HS	BK	1-2;4-6;25	156-00057
T50RFT7		6.5 - 7.0	0.8 - 7.0	4.6	45.0	PA66HS	BK	1-2;4-7;25	111-85871
T50IFT7		6.5 - 7.0	0.8 - 7.0	4.6	85.0	PA66HS	BK	1-2;4-7;25	150-00700

Recommended Tools: 1=MK10-SB, 2=MK20, 3=MK21, 4=MK3PNSP2, 5=EVO7i, 6=MK7P, 7=EVO9i, 9=EVO9iHT, 10=MK9P, 25=EVOcut. For detailed information on Application Tooling please refer to our Main Catalogue or the Internet.

All dimensions in mm. Subject to technical changes.



Cable Ties and Fixings

Fixing products for bundle separation

2-piece fixing ties with fir tree, with disc, for round holes

Fir tree parts FT7 - FT10

TYPE	Drawing	Hole Ø (FH)	Panel Thickness	Width (W)	Bundle Ø max.	Material	Colour	Tools	Article-No.
V150RFT10		9.7 - 10.0	0.8 - 5.0	3.3	35.0	PA66 PA66HS	BK	1-2;4-6;25	156-01233
T50RFT10		9.7 - 10.0	0.8 - 5.0	4.6	45.0	PA66HS	BK	1-2;4-7;25	111-85810
T50ROSFT10		9.7 - 10.0	0.8 - 5.0	4.6	45.0	PA66HS	BK	1-2;4-7;25	156-00120
T50RFT8		7.7 - 8.0	0.8 - 6.0	4.6	45.0	PA66HS	BK	1-2;4-7;25	111-85880
T50ROSFT8GSD		8.0 - 8.5	1.1 - 1.5	4.6	45.0	PA66HS PA66W	BK	1-2;4-7;25	156-01484
T40RFT8GSD		8.0 - 8.5	1.5 - 4.0	4.0	40.0	PA66HS PA66HIRHS	BK	1-2;4-6;25	156-00104
T50RFT8GSD		8.0 - 8.5	1.5 - 4.0	4.6	45.0	PA46	GY	1-2;4-7;25	156-00235
		8.0 - 8.5	1.5 - 4.0	4.6	45.0	PA66HS PA66HIRHS	BK	1-2;4-7;25	133-00034
T120RFT9A		8.7 - 9.2	1.0 - 6.5	7.6	105.0	PA66HIRHSUV	BK	1;3;7;9-10;25	156-00067
WSSFT9A		8.7 - 9.2	1.0 - 6.5	12.7	57.0	PA66HIRHSUV	BK	3;5;7;9-10	156-00068
T120RFT9B		8.7 - 9.2	1.0 - 15.8	7.6	105.0	PA66HS PA66HIRHSUV	BK	1;3;7;9-10;25	156-00071
T50RFT7HD		6.2 - 7.2	0.8 - 7.0	4.6	50.0	PA46	BN	1-2;4-7;25	156-00457

Recommended Tools: 1=MK10-SB, 2=MK20, 3=MK21, 4=MK3PNSP2, 5=EVO7i, 6=MK7P, 7=EVO9i, 9=EVO9iHT, 10=MK9P, 25=EVOcut. For detailed information on Application Tooling please refer to our Main Catalogue or the Internet.

All dimensions in mm. Subject to technical changes.

2-piece fixing ties for parallel separation

twistable up to 90°

Features and benefits

- Pre-assembled 2-piece fixing tie with coupler
- For parallel routing of bundles that can be twisted 90° even after installation
- Ideal for crossing cables or hydraulic hoses to prevent abrasion and friction



TYPE	Width (W)	Length (L)	Bundle Ø max.		Material	Colour	Tools	Article-No.
T50RCOUPLER	4.6	202.0	47.0	225	PA46	GY	1-2;4-7;25	156-00382
T50RSINGLECOUPLER	4.6	202.0	47.0	225	PA66HIRHS	BK	1-2;4-6;25	156-01134
T50RCOUPLER	4.6	202.0	47.0	225	PA66HIRHS PA66HIR(S)	BK	1-2;4-7;25	156-00276
T120RCOUPLER	7.6	390.0	105.0	535	PA46	GY	1;3;7;9-10;25	156-02416
	7.6	390.0	105.0	535	PA66HIRHS	BK	1;3;7;9-10;25	156-00275

Recommended Tools: 1=MK10-SB, 2=MK20, 3=MK21, 4=MK3PNSP2, 5=EVO7i, 6=MK7P, 7=EVO9i, 9=EVO9iHT, 10=MK9P, 25=EVOcut. For detailed information on Application Tooling please refer to our Main Catalogue or the Internet.

All dimensions in mm. Subject to technical changes.



Cable tie mount for parallel routing, twistable 360°

DSWS-Series

Features and benefits

- These fixing elements for parallel routing can be used where bundles need separation from each other combined with the necessary functionality to support moving harnesses
- For parallel routing of bundles that can be twisted 360° even after setting
- For cable ties up to 12.7 mm wide



TYPE	Drawing	Bundle Ø min.	Bundle Ø max.	Width (W)	Length (L)	Height (H)	Material	Colour	Pack Cont.	Article-No.
DSWS4		6.0	76.0	20.3	23.6	18.0	PA66HS POM	Black (BK)	50 pcs.	151-00644
		6.0	76.0	20.3	23.6	18.0	PA66HS POM	Black (BK)	2200 pcs.	151-06500
DSWS5		16.0	152.0	25.4	40.6	23.6	PA66HS PA46	Black (BK)	50 pcs.	151-06502

All dimensions in mm. Subject to technical changes. Minimum Order Quantity (MOQ) may differ from package content. Other packaging options may also be available.

Paste adhesive mount

PMB mount for uneven surfaces

Features and benefits

- PMB-Series offers a fixing solution wherever screw fixing is not allowed
- PMB-Series for fixings with paste / liquid adhesive
- Suitable to any even or curved surfaces, like gearboxes, covers and rotor blades



TYPE	Width (W)	Length (L)	Height (H)	Strap Width max. (G)	Material	Colour	Article-No.
PMB3	22.6	22.6	5.4	4.7	PA666V0	Black (BK)	151-02575
PMB5	36.0	36.0	10.7	4.8	PA66HS	Black (BK)	151-02255
PMB8	47.0	50.0	11.2	13.0	PA66/6HIRHS	Black (BK)	151-03196

All dimensions in mm. Subject to technical changes. Minimum Order Quantity (MOQ) may differ from package content. Other packaging options may also be available.

EN 45545-2

Please note! Not all products listed on this page may have this approval. Please check our website for latest approvals.

Cable tie mounts with high performance adhesive

FlexTack-Series FMB for round and angled surfaces - Acrylate with base of acrylic foam

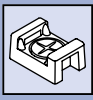
Features and benefits

- Flexible mount for round and angled surfaces
- Innovative fixing solution for high and low energy surfaces
- Ideal for cable management of Condition Monitoring Systems (CMS) on gearboxes and bearings



TYPE	Width (W)	Length (L)	Height (H)	Strap Width max. (G)	Material	Colour	Pack Cont.	Article-No.
FMB4APT-A	28.0	28.0	6.3	5.4	PA66HS	Black (BK)	100 pcs.	151-02219
	28.0	28.0	6.3	5.4	PA66HS	White (WH)	100 pcs.	151-02977

All dimensions in mm. Subject to technical changes. Minimum Order Quantity (MOQ) may differ from package content. Other packaging options may also be available.



Cable Ties and Fixings


Fixing products for self-adhesive fixing

Cable tie mounts with high performance adhesive

SolidTack-Series MB - Acrylate with base of acrylic foam

Features and benefits

- The premium self-adhesive bonds well on high and low-energy surfaces like plastics, metal, varnish or paint and is suitable for a wide range of applications
- Very good initial adhesion, increases with time
- Suitable for even and smooth surfaces



TYPE	Width (W)	Length (L)	Height (H)	Strap Width max. (G)	Material	Colour	Pack Cont.	Article-No.
MB2APT-A	13.0	13.0	4.1	2.7	PA66	Black (BK)	100 pcs.	151-02243
MB3APT-A	19.0	19.0	3.8	4.4	PA66	Black (BK)	100 pcs.	151-02244
	19.0	19.0	3.8	4.4	PA66	White (WH)	100 pcs.	151-02978
MB4APT-A	28.0	28.0	4.7	5.6	PA66	Black (BK)	100 pcs.	151-02245
MB5APT-A	38.0	38.0	6.4	10.0	PA66	Black (BK)	100 pcs.	151-02247

All dimensions in mm. Subject to technical changes. Minimum Order Quantity (MOQ) may differ from package content. Other packaging options may also be available.

Screw fixing mounts

Cable tie mounts with curved design

Features and benefits

- Curved design for additional cable support
- Simple to install with a screw or bolt
- Excellent security, particularly in areas of high vibration



TYPE	Width (W)	Length (L)	Height (H)	Hole Ø (FH)	Strap Width max. (G)	Material	Colour	Pack Cont.	Article-No.
CTM0	9.4	14.7	6.9	3.8	5.0	PA66	Black (BK)	100 pcs.	151-30300
	9.4	14.7	6.9	3.8	5.0	PA66	White (WH)	100 pcs.	151-30303
CTM1	9.4	14.7	6.9	4.8	5.0	PA66	Black (BK)	100 pcs.	151-30400
	9.4	14.7	6.9	4.8	5.0	PA66	White (WH)	100 pcs.	151-30404
KR6G5	11.8	17.8	8.8	4.5	6.4	E/TFE	Blue (BU)	100 pcs.	151-00653
	12.0	18.0	9.0	4.5	6.0	PA66	Natural (NA)	100 pcs.	151-24619
	12.0	18.0	9.0	4.5	6.0	PA66W	Black (BK)	100 pcs.	151-24660
KR8G5	14.3	24.8	12.1	6.5	8.3	E/TFE	Blue (BU)	100 pcs.	151-00654
	14.5	25.0	12.0	6.5	8.0	PA66	Natural (NA)	100 pcs.	151-24819
	14.5	25.0	12.0	6.5	8.0	PA66HS	Black (BK)	100 pcs.	151-24850
CTM2	15.5	21.8	9.4	4.6	7.9	PA66	Black (BK)	100 pcs.	151-30500
	15.5	21.8	9.4	4.6	7.9	PA66	White (WH)	100 pcs.	151-30504
CTM3	15.5	21.8	9.4	5.1	7.9	PA66	Black (BK)	100 pcs.	151-30600
	15.5	21.8	9.4	5.1	7.9	PA66	White (WH)	100 pcs.	151-30605
CTM4	15.8	21.8	9.4	6.4	7.9	PA66	Black (BK)	100 pcs.	151-30700
	15.8	21.8	9.4	6.4	7.9	PA66	White (WH)	100 pcs.	151-30703

All dimensions in mm. Subject to technical changes. Minimum Order Quantity (MOQ) may differ from package content. Other packaging options may also be available.



Please note! Not all products listed on this page may have this approval. Please check our website for latest approvals.



Stainless steel P-mount to screw

Stainless steel 316L mounts

Features and benefits

- 2-way fixing for metal cable ties
- High performance stainless steel 316L material
- Safe and secure solution for cables, tubing, conduits and pipes



TYPE	Width (W)	Length (L)	Height (H)	Hole Ø (FH)	Strap Width max. (G)	Material	Colour	Pack Cont.	Article-No.
SSPC4	10.2	23.0	4.5	4.2	10.0	SS316L	Metal (ML)	100 pcs.	151-00837
SSPC5	10.2	23.0	4.5	5.3	10.0	SS316L	Metal (ML)	100 pcs.	151-00838
SSPC6	10.2	23.0	4.5	6.3	10.0	SS316L	Metal (ML)	100 pcs.	151-00839

All dimensions in mm. Subject to technical changes. Minimum Order Quantity (MOQ) may differ from package content. Other packaging options may also be available.

Harness clip for heavy duty applications, for screws or threaded bolts

Standard torque mounts

Features and benefits

- Design offers secure alignment to the bundle
- Possible replacement of cushion clamps and/or metal clamps
- Eliminates the needs for multiple sized fix diameter clamps



TYPE	Drawing	Width (W)	Length (L)	Height (H)	Hole Ø (FH)	Strap Width max. (G)	Stud Ø	Material	Colour	Pack Cont.	Article-No.
HDM19		19.3	36.3	16.7	4.7	12.7	4.8	PA66HIRHSUV	Black (BK)	100 pcs.	151-00134
HDM25		19.3	36.3	16.7	6.2	12.7	6.2	PA66HIRHSUV	Black (BK)	100 pcs.	151-00437
HDM312		19.3	36.3	16.7	7.8	12.7	7.9	PA66HIRHSUV	Black (BK)	100 pcs.	151-00439

All dimensions in mm. Subject to technical changes. Minimum Order Quantity (MOQ) may differ from package content. Other packaging options may also be available.

Harness clip for heavy duty applications, for screws or threaded bolts

Medium torque mounts

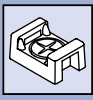
Features and benefits

- Secure alignment to the bundle due to H-design
- For cable ties up to 12.7 mm wide
- Easy maintenance of bundle by simply changing the cable tie



TYPE	Drawing	Width (W)	Length (L)	Height (H)	Hole Ø (FH)	Strap Width max. (G)	Stud Ø	Material	Colour	Pack Cont.	Article-No.
HDM321		24.0	46.0	20.7	8.31	12.7	8.0	PA66HIRHSUV	Black (BK)	500 pcs.	151-07100
HDM401		24.0	46.0	20.7	10.29	12.7	9.5	PA66HIRHSUV	Black (BK)	500 pcs.	151-07300
HDM501		24.0	46.0	20.7	12.7	12.7	12.0	PA66HIRHSUV	Black (BK)	500 pcs.	151-07500

All dimensions in mm. Subject to technical changes. Minimum Order Quantity (MOQ) may differ from package content. Other packaging options may also be available.



Cable Ties and Fixings

Fixing products for screws

Harness clip for heavy duty applications, for screws or threaded bolts

High torque mounts

Features and benefits

- Design offers secure alignment to the bundle
- Possible replacement of cushion clamps and/or metal clamps
- High tightening torque through metal bushing



TYPE	Drawing	Width (W)	Length (L)	Height (H)	Hole Ø (FH)	Strap Width max. (G)	Stud Ø	Material	Colour	Pack Cont.	Article-No.
HDM320		25.0	47.0	20.7	8.31	12.7	8.0	PA66HIRHSUV	Black (BK)	500 pcs.	151-02094
HDM400		25.0	47.0	20.7	10.29	12.7	10.0	PA66HIRHSUV	Black (BK)	500 pcs.	151-01224
HDM500		25.0	47.0	20.7	12.7	12.7	12.0	PA66HIRHSUV	Black (BK)	500 pcs.	151-02096
HDM375BDM4W-R		34.1	89.0	25.2	10.29	12.7	10.3	PA66HIRHSUV	Black (BK)	100 pcs.	151-02104

All dimensions in mm. Subject to technical changes. Minimum Order Quantity (MOQ) may differ from package content. Other packaging options may also be available.

Heavy duty mounts for 3-way routing

for screws or studs

Features and benefits

- These 3-way routing saddle mounts are designed to secure up to three bundles for multiple routing and reduce chaving or wear to those bundles
- For parallel routing of bundles
- Secure alignment to the bundle due to H-design



TYPE	Drawing	Width (W)	Length (L)	Height (H)	Strap Width max. (G)	Material	Colour	Pack Cont.	Article-No.
S3CBM8		46.0	70.0	18.6	9.0	PA6GF30	Black (BK)	500 pcs.	151-01040
S3SB15CBM8		46.0	70.0	18.6	9.0	PA6GF30	Black (BK)	500 pcs.	151-01010

All dimensions in mm. Subject to technical changes. Minimum Order Quantity (MOQ) may differ from package content. Other packaging options may also be available.



Ratchet P-Clamp

For bundle diameters from 6.2 mm to 13.7 mm, A-Series

Features and benefits

- One-piece ratchet closure design allows for easy installation during pre- or final assembly
- Multiple configurations handle a wide range of diameters and applications, reducing part inventory
- Easy release feature allows for quick adjustments and maintenance

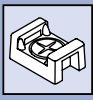


TYPE	Drawing	Hole Ø (FH)	Fixing Hole Centres (F)	Bundle Ø min.	Bundle Ø max.	Width (W)	Length (L2)	Variant	Material	Colour	Article-No.
RCA180LM6		6.5	101.5	6.2	13.7	34.9	134.1	Long	PA66HIRHSUV ST ZN	Black (BK)	151-01639
RCA180MM6		6.5	72.5	6.2	13.7	34.9	105.1	Medium	PA66HIRHSUV ST ZN	Black (BK)	151-01638
RCA180MM8		8.31	72.5	6.2	13.7	34.9	105.1	Medium	PA66HIRHSUV ST ZN	Black (BK)	151-01419
RCA180SM6		6.5	50.5	6.2	13.7	34.9	83.1	Short	PA66HIRHSUV ST ZN	Black (BK)	151-01637
RCA180SM8		8.31	50.5	6.2	13.7	34.9	83.1	Short	PA66HIRHSUV ST ZN	Black (BK)	151-01416
RCA90LM6		6.5	24.9	6.2	13.7	34.9	96.8	Long	PA66HIRHSUV ST ZN	Black (BK)	151-01644
RCA90LM8		8.31	24.9	6.2	13.7	34.9	96.8	Long	PA66HIRHSUV ST ZN	Black (BK)	151-01437
RCA90SM6		6.5	24.9	6.2	13.7	34.9	68.8	Short	PA66HIRHSUV ST ZN	Black (BK)	151-01643

All dimensions in mm. Subject to technical changes.



Please note! Not all products listed on this page may have this approval. Please check our website for latest approvals.



Cable Ties and Fixings

Fixing products for screws

Ratchet P-Clamp

For bundle diameters from 12.7 mm to 19.5 mm, B-Series

Features and benefits

- One-piece ratchet closure design allows for easy installation during pre- or final assembly
- Multiple configurations handle a wide range of diameters and applications, reducing part inventory
- Easy release feature allows for quick adjustments and maintenance



TYPE	Drawing	Hole Ø (FH)	Fixing Hole Centres (F)	Bundle Ø min.	Bundle Ø max.	Width (W)	Length (L2)	Variant	Material	Colour	Article-No.
RCB180LM6		6.5	103.8	12.7	19.5	34.9	134.1	Long	PA66HIRHSUV ST ZN	Black (BK)	151-01647
RCB180MM6		6.5	74.8	12.7	19.5	34.9	105.1	Medium	PA66HIRHSUV ST ZN	Black (BK)	151-01646
RCB180SM6		6.5	52.8	12.7	19.5	34.9	83.1	Short	PA66HIRHSUV ST ZN	Black (BK)	151-01645
RCB180SM8		8.31	52.8	12.7	19.5	34.9	83.1	Short	PA66HIRHSUV ST ZN	Black (BK)	151-01440
RCB180SM10		10.29	52.8	12.7	19.5	34.9	83.1	Short	PA66HIRHSUV ST ZN	Black (BK)	151-01390
RCB180SM12		12.95	52.8	12.7	19.5	34.9	83.1	Short	PA66HIRHSUV ST ZN	Black (BK)	151-01441
RCB90LM6		6.5	26.7	12.7	19.5	34.9	96.8	Long	PA66HIRHSUV ST ZN	Black (BK)	151-01652
RCB90LM8		8.31	26.7	12.7	19.5	34.9	96.8	Long	PA66HIRHSUV ST ZN	Black (BK)	151-01460
RCB90SM6		6.5	26.7	12.7	19.5	34.9	68.8	Short	PA66HIRHSUV ST ZN	Black (BK)	151-01651
RCB90SM8		8.31	26.7	12.7	19.5	34.9	68.8	Short	PA66HIRHSUV ST ZN	Black (BK)	151-01457

All dimensions in mm. Subject to technical changes.



Please note! Not all products listed on this page may have this approval. Please check our website for latest approvals.



Ratchet P-Clamp

For bundle diameters from 19.4 mm to 36.0 mm, C-Series

Features and benefits

- One-piece ratchet closure design allows for easy installation during pre- or final assembly
- Multiple configurations handle a wide range of diameters and applications, reducing part inventory
- Easy release feature allows for quick adjustments and maintenance

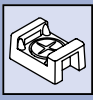


TYPE	Drawing	Hole Ø (FH)	Fixing Hole Centres (F)	Bundle Ø min.	Bundle Ø max.	Width (W)	Length (L2)	Variant	Material	Colour	Article-No.
RCC180LM6		6.5	113.3	19.4	36.0	34.9	154.0	Long	PA66HIRHSUV ST ZN	Black (BK)	151-01655
RCC180MM6		6.5	84.3	19.4	36.0	34.9	125.0	Medium	PA66HIRHSUV ST ZN	Black (BK)	151-01654
RCC180SM6		6.5	62.3	19.4	36.0	34.9	103.0	Short	PA66HIRHSUV ST ZN	Black (BK)	151-01653
RCC180SM8		8.31	62.3	19.4	36.0	34.9	103.0	Short	PA66HIRHSUV ST ZN	Black (BK)	151-01474
RCC90LM6		6.5	39.9	19.4	36.0	34.9	129.2	Long	PA66HIRHSUV ST ZN	Black (BK)	151-01660
RCC90LM8		8.31	39.9	19.4	36.0	34.9	129.2	Long	PA66HIRHSUV ST ZN	Black (BK)	151-01495
RCC90SM6		6.5	39.9	19.4	36.0	34.9	101.2	Short	PA66HIRHSUV ST ZN	Black (BK)	151-01659
RCC90SM8		8.31	39.9	19.4	36.0	34.9	101.2	Short	PA66HIRHSUV ST ZN	Black (BK)	151-01492

All dimensions in mm. Subject to technical changes.



Please note! Not all products listed on this page may have this approval. Please check our website for latest approvals.



Cable Ties and Fixings

Fixing products for screws

Ratchet P-Clamp

For bundle diameters from 36.0 mm to 51.0 mm, D-Series

Features and benefits

- One-piece ratchet closure design allows for easy installation during pre- or final assembly
- Multiple configurations handle a wide range of diameters and applications, reducing part inventory
- Easy release feature allows for quick adjustments and maintenance



TYPE	Drawing	Hole Ø (FH)	Fixing Hole Centres (F)	Bundle Ø min.	Bundle Ø max.	Width (W)	Length (L2)	Variant	Material	Colour	Article-No.
RCD180SM8		8.31	70.0	36.0	51.0	34.9	115.5	Short	PA66HIRHSUV ST ZN	Black (BK)	151-01499
RCD90LM8		8.31	42.4	36.0	51.0	34.9	116.7	Long	PA66HIRHSUV ST ZN	Black (BK)	151-01521

All dimensions in mm. Subject to technical changes.



Please note! Not all products listed on this page may have this approval. Please check our website for latest approvals.

Ratchet P-Clamp

For bundle diameters from 63.0 mm up to 80.0 mm, F-Series

Features and benefits

- One-piece ratchet closure design allows for easy installation during pre- or final assembly
- Multiple configurations handle a wide range of diameters and applications, reducing part inventory
- Easy release feature allows for quick adjustments and maintenance



TYPE	Drawing	Hole Ø (FH)	Fixing Hole Centres (F)	Bundle Ø min.	Bundle Ø max.	Width (W)	Length (L2)	Variant	Material	Colour	Article-No.
RCF180SM8SS		8.31	88.0	63.0	80.0	34.9	147.9	Short	PA66HIRHSUV SS304	Black (BK)	151-03122

All dimensions in mm. Subject to technical changes.

Heavy duty cable clamps

Screwable, Inline Ratchet Clamps

Features and benefits

- Designed for applications where space is limited or when a staggered mounting option is not ideal
- Depending on the variant, the CMRC can be screwed on with an M6/M8/M10 screw
- The variants for bolt attachment enable time-saving installation with a reliable hold



TYPE	Hole Ø (FH)	Width (W)	Length (L)	Height (H)	Bundle Ø min.	Bundle Ø max.	Material	Colour	Article-No.
CMRCBHM6	7.0	35.1	86.1	30.4	12.7	19.6	PA66HIRHSUV	Black (BK)	151-03538
CMRCCHM6	7.0	35.1	125.3	30.4	19.3	36.1	PA66HIRHSUV	Black (BK)	151-03547

All dimensions in mm. Subject to technical changes.



Heavy duty cable clamps

Screwable, Inline Ratchet Clamps

TYPE	Hole Ø (FH)	Width (W)	Length (L)	Height (H)	Bundle Ø min.	Bundle Ø max.	Material	Colour	Article-No.
CMRCDHM6	7.0	35.1	149.7	30.4	36.1	50.8	PA66HIRHSUV	Black (BK)	151-03558
CMRCBHM8	9.0	35.1	86.1	30.4	12.7	19.6	PA66HIRHSUV	Black (BK)	151-03539
CMRCCHM8	9.0	35.1	125.3	30.4	19.3	36.1	PA66HIRHSUV	Black (BK)	151-03548
CMRCDHM8	9.0	35.1	149.7	30.4	36.1	50.8	PA66HIRHSUV	Black (BK)	151-03559
CMRCCHM10	M10	35.1	125.3	30.4	19.3	36.1	PA66HIRHSUV	Black (BK)	151-03549
CMRCDHM10	M10	35.1	149.7	30.4	36.1	50.8	PA66HIRHSUV	Black (BK)	151-03560

All dimensions in mm. Subject to technical changes.

Ratchet P-Clamp Accessories

Protection inserts

Features and benefits

- Soft inserts (for A - D Series) for an additional level of protection
- Torque support for defined contact pressure
- Prevents a lateral displacement of the corrugated tube with an integrated rib when RCD-CT-INSERT is used



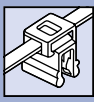
TYPE	Bundle Ø min.	Bundle Ø max.	Width (W)	Description	Material	Colour	Article-No.
RCINSERTA	3.2	10.7	-	For A-Series	TPE	Black (BK)	151-01530
RCINSERTB	8.7	15.5	-	For B-Series	TPE	Black (BK)	151-01531
RCINSERTC	15.4	32.0	-	For C-Series	TPE	Black (BK)	151-01532
RCINSERTD	32.0	47.0	-	For D-Series	TPE	Black (BK)	151-01533
RCD-CT-INSERT	34.0	47.0	34.9	For convoluted tubes, D-Series	PA666V0	Black (BK)	151-02964

All dimensions in mm. Subject to technical changes.

EN 45545-2



Please note! Not all products listed on this page may have this approval. Please check our website for latest approvals.



Cable Ties and Fixings

Fixing products for edges

2-piece fixing ties for edges

EdgeClip-Series, 1.0 - 3.0 mm, top fixing

Features and benefits

- These cable ties and EdgeClip assemblies are ideal for use where holes are not acceptable
- Pre-assembled 2-piece fixing tie with EdgeClip
- For edges of 1 - 3 mm



TYPE	Drawing	Width (W)	Length (L)	Bundle Ø max.	N	Material	Colour	Tools	Article-No.
T30REC4A		3.6	148.0	33.0	135	PA66HS PA66HIRHS	BK	1-2;4-6;25	150-76090
T50SOSEC4A		4.6	150.0	35.0	225	PA66HS PA66HIRHS	BK	1-2;4-7;25	150-76093
T50ROSEC4A		4.6	200.0	45.0	225	PA66HS PA66HIRHS	BK	1-2;4-7;25	150-76099
		4.6	200.0	45.0	225	PA66V	BK	1-2;4-7;25	156-00570
T50REC4A		4.6	202.0	45.0	225	PA66HS PA66HIRHS	BK	1-2;4-7;25	150-76091
T30REC4B		3.6	148.0	35.0	135	PA66HS PA66HIRHS	BK	1-2;4-6;25	150-76080
T50SOSEC4B		4.6	150.0	35.0	225	PA66HS PA66HIRHS	BK	1-2;4-7;25	156-00109
T50ROSEC4B		4.6	200.0	45.0	225	PA66HS PA66HIRHS	BK	1-2;4-7;25	150-76079
T18REC10SD		2.5	100.0	22.0	80	PA66HS PA66HIRHS	BK	1-2;4-6;25	155-38304
T50SOSEC10		4.6	150.0	31.0	225	PA66HS PA66HIRHS	BK	1-2;4-7;25	156-00015
T50ROSEC10		4.6	200.0	45.0	225	PA66HS PA66HIRHS	BK	1-2;4-7;25	156-05904
T18REC9SD		2.5	100.0	22.0	80	PA66HS PA66HIRHS	BK	1-2;4-6;25	155-37104
T50SOSEC9SD		4.6	150.0	31.0	225	PA66HS PA66HIRHS	BK	1-2;4-7;25	156-00019
T50ROSEC9		4.6	200.0	45.0	225	PA66HS PA66HIRHS	BK	1-2;4-7;25	156-05903
T50REC9		4.6	202.0	45.0	225	PA66HS PA66HIRHS	BK	1-2;4-7;25	156-01280

Recommended Tools: 1=MK10-SB, 2=MK20, 4=MK3PNSP2, 5=EVO7i, 6=MK7P, 7=EVO9i, 25=EVOcut. For detailed information on Application Tooling please refer to our Main Catalogue or the Internet.

All dimensions in mm. Subject to technical changes.

Please note! Not all products listed on this page may have this approval. Please check our website for latest approvals.



2-piece fixing ties for edges

EdgeClip-Series, 1.0 - 3.0 mm, side fixing

Features and benefits

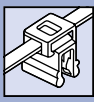
- These cable ties and EdgeClip assemblies are ideal for use where holes are not acceptable
- Pre-assembled 2-piece fixing tie with EdgeClip
- For edges of 1 - 3 mm



TYPE	Drawing	Width (W)	Length (L)	Bundle Ø max.	N	Material	Colour	Tools	Article-No.
T30REC5A		3.6	148.0	33.0	135	PA66HS PA66HIRHS	BK	1-2;4-6;25	156-00003
T50SOSEC5A		4.6	150.0	31.0	225	PA66HS PA66HIRHS	BK	1-2;4-7;25	150-40593
T50ROSEC5A		4.6	200.0	45.0	225	PA66HS PA66HIRHS	BK	1-2;4-7;25	150-40591
T50SOSEC5B		4.6	150.0	31.0	225	PA66HS PA66HIRHS	BK	1-2;4-7;25	150-40583
T50REC5B		4.6	200.0	45.0	225	PA66HS PA66HIRHS	BK	1-2;4-7;25	150-40582
T50ROSEC5B		4.6	200.0	45.0	225	PA66HS PA66HIRHS	BK	1-2;4-7;25	150-40581
T18REC21		2.5	100.0	18.0	80	PA66W PA66HIRHS	BK	1-2;4-6;25	156-01231
T50SOSEC21		4.6	150.0	35.0	225	PA66HS PA66HIRHS	BK	1-2;4-7;25	156-00017
T50ROSEC21		4.6	200.0	45.0	225	PA66HS PA66HIRHS	BK	1-2;4-7;25	156-00010
T80REC21		4.7	205.0	55.0	355	PA66HS PA66HIRHS	NA, BK	1-2;4-6;25	156-01728
T50ROSEC22		4.6	200.0	45.0	225	PA66HS PA66HIRHS	BK	1-2;4-7;25	156-00011

Recommended Tools: 1=MK10-SB, 2=MK20, 4=MK3PNPSP2, 5=EVO7i, 6=MK7P, 7=EVO9i, 25=EVOcut. For detailed information on Application Tooling please refer to our Main Catalogue or the Internet.

All dimensions in mm. Subject to technical changes.



Cable Ties and Fixings

Fixing products for edges

2-piece fixing ties for edges

EdgeClip-Series, 3.0 - 6.0 mm, top fixing

Features and benefits

- These cable ties and EdgeClip assemblies are ideal for use where holes are not acceptable
- Pre-assembled 2-piece fixing tie with EdgeClip
- For edges of 3 - 6 mm



TYPE	Drawing	Width (W)	Length (L)	Bundle Ø max.	N	Material	Colour	Tools	Article-No.
T18ROSEC19		2.5	100.0	20.0	80	PA66HS PA66HIRHS	BK	1-2;4-6;25	156-04600
T50SOSEC19		4.6	150.0	35.0	225	PA66HS PA66HIRHS	BK	1-2;4-7;25	156-04601
T50ROSEC19		4.6	200.0	45.0	225	PA66HS PA66HIRHS	BK	1-2;4-7;25	156-04602
T50SOSEC20		4.6	150.0	35.0	225	PA66HS PA66HIRHS	BK	1-2;4-7;25	156-00016
T50ROSEC20		4.6	200.0	45.0	225	PA66HS PA66HIRHS	BK	1-2;4-7;25	156-00020

Recommended Tools: 1=MK10-SB, 2=MK20, 4=MK3PNSP2, 5=EVO7i, 6=MK7P, 7=EVO9i, 25=EVOcut. For detailed information on Application Tooling please refer to our Main Catalogue or the Internet.

All dimensions in mm. Subject to technical changes.

2-piece fixing ties for edges

EdgeClip-Series, 3.0 - 6.0 mm, side fixing

Features and benefits

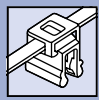
- These cable ties and EdgeClip assemblies are ideal for use where holes are not acceptable
- Pre-assembled 2-piece fixing tie with EdgeClip
- For edges of 3 - 6 mm



TYPE	Drawing	Width (W)	Length (L)	Bundle Ø max.	N	Material	Colour	Tools	Article-No.
T50ROSEC23		4.6	200.0	45.0	225	PA66HS PA66HIRHS	BK	1-2;4-7;25	156-00006
T80REC23		4.7	205.0	55.0	355	PA66HS PA66HIRHS	NA, BK	1-2;4-6;25	156-01729
T50ROSEC24		4.6	200.0	45.0	225	PA66HS PA66HIRHS	BK	1-2;4-7;25	156-00007

Recommended Tools: 1=MK10-SB, 2=MK20, 4=MK3PNSP2, 5=EVO7i, 6=MK7P, 7=EVO9i, 25=EVOcut. For detailed information on Application Tooling please refer to our Main Catalogue or the Internet.

All dimensions in mm. Subject to technical changes.



2-piece fixing ties for edges

EdgeClip-Series, 6.0 - 8.0 mm, top fixing

Features and benefits

- These cable ties and EdgeClip assemblies are ideal for use where holes are not acceptable
- Pre-assembled 2-piece fixing tie with EdgeClip
- For edges of 6 - 8 mm



TYPE	Drawing	Width (W)	Length (L)	Bundle Ø max.	N	Material	Colour	Tools	Article-No.
T50ROSEC6-8		4.6	200.0	45.0	225	PA66HS PA66HIRHS	BK	1-2;4-6;25	156-02700

Recommended Tools: 1=MK10-SB, 2=MK20, 4=MK3PNSP2, 5=EVO7i, 6=MK7P, 25=EVOcut. For detailed information on Application Tooling please refer to our Main Catalogue or the Internet.

All dimensions in mm. Subject to technical changes.

Heavy duty harness clips

Beam clamps / Wedge clips

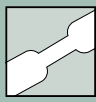
Features and benefits

- These heavy duty harness clips help to fix and secure cables, lines and hydraulic lines
- Easy to install
- No damage to surfaces



TYPE	Drawing	Panel Thickness	Width (W)	Length (L)	Height (H)	Height (H2)	Material	Colour	Article-No.
Beam Clamp D		5.5 - 7.0	28.6	46.2	36.7	12.5	PA6GF30	Black (BK)	151-00886
Beam Clamp B		7.0 - 8.5	28.6	46.2	36.7	12.5	PA6GF30	Black (BK)	151-00822
Beam Clamp C		8.5 - 10.5	28.6	46.2	36.7	12.5	PA6GF30	Black (BK)	151-00823
Beam Clamp D with foam		5.5 - 7.0	28.6	46.2	36.7	12.5	PA6GF30	Black (BK)	151-01188
Beam Clamp B with foam		7.0 - 8.5	28.6	46.2	36.7	12.5	PA6GF30	Black (BK)	151-01186
Beam Clamp C with foam		8.5 - 10.5	28.6	46.2	36.7	12.5	PA6GF30	Black (BK)	151-01187

All dimensions in mm. Subject to technical changes.



Heat shrinkable tubing 2:1 - flexible and coloured

TF21

Features and benefits

- Thin wall, flexible polyolefin tubing
- Meets and exceeds a range of industrial standards
- Flame retardant and UL224 VW1 listed



TYPE	Supplied Ø D min.	Recov. Ø d max.	Wall (WT)	Reel Length	Colour	Article-No.
TF21-1.2/0.6	1.2	0.6	0.41	100 m	Blue (BU)	309-20126
	1.2	0.6	0.41	100 m	Red (RD)	309-20122
	1.2	0.6	0.41	100 m	White (WH)	309-20129
	1.2	0.6	0.41	100 m	Yellow (YE)	309-20124
	1.2	0.6	0.41	300 m	Black (BK)	309-10120
TF21-1.6/0.8	1.6	0.8	0.43	100 m	Blue (BU)	309-20166
	1.6	0.8	0.43	100 m	Red (RD)	309-20162
	1.6	0.8	0.43	100 m	White (WH)	309-20169
	1.6	0.8	0.43	100 m	Yellow (YE)	309-20164
	1.6	0.8	0.43	300 m	Black (BK)	309-10160
TF21-2.4/1.2	2.4	1.2	0.51	100 m	Blue (BU)	309-20246
	2.4	1.2	0.51	100 m	Green-Yellow (GNYE)	309-40247
	2.4	1.2	0.51	100 m	Red (RD)	309-20242
	2.4	1.2	0.51	100 m	White (WH)	309-20249
	2.4	1.2	0.51	100 m	Yellow (YE)	309-20244
	2.4	1.2	0.51	300 m	Black (BK)	309-10240
TF21-3.2/1.6	3.2	1.6	0.51	100 m	Blue (BU)	309-20326
	3.2	1.6	0.51	100 m	Green-Yellow (GNYE)	309-40327
	3.2	1.6	0.51	100 m	Red (RD)	309-20322
	3.2	1.6	0.51	100 m	White (WH)	309-20329
	3.2	1.6	0.51	100 m	Yellow (YE)	309-20324
	3.2	1.6	0.51	300 m	Black (BK)	309-10320
TF21-4.8/2.4	4.8	2.4	0.51	60 m	Blue (BU)	309-50486
	4.8	2.4	0.51	60 m	Green-Yellow (GNYE)	309-50487
	4.8	2.4	0.51	60 m	Red (RD)	309-50482
	4.8	2.4	0.51	60 m	White (WH)	309-50489
	4.8	2.4	0.51	60 m	Yellow (YE)	309-50484
	4.8	2.4	0.51	300 m	Black (BK)	309-10480
TF21-6.4/3.2	6.4	3.2	0.64	60 m	Blue (BU)	309-50646
	6.4	3.2	0.64	60 m	Green-Yellow (GNYE)	309-50647
	6.4	3.2	0.64	60 m	Red (RD)	309-50642
	6.4	3.2	0.64	60 m	White (WH)	309-50649
	6.4	3.2	0.64	60 m	Yellow (YE)	309-50644
	6.4	3.2	0.64	300 m	Black (BK)	309-10640

Recommended Tools: 30=H6100. For detailed information on Application Tooling please refer to our Main Catalogue or the Internet.

All dimensions in mm. Subject to technical changes. Minimum Order Quantity (MOQ) may differ from package content.



Please note! Not all products listed on this page may have this approval. Please check our website for latest approvals.

Heat shrinkable tubing 2:1 - flexible and coloured

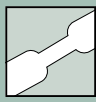
TF21

TYPE	Supplied Ø D min.	Recov. Ø d max.	Wall (WT)	Reel Length	Colour	Article-No.
TF21-9.5/4.8	9.5	4.8	0.64	50 m	Blue (BU)	309-20956
	9.5	4.8	0.64	50 m	Green-Yellow (GNYE)	309-50957
	9.5	4.8	0.64	50 m	Red (RD)	309-20952
	9.5	4.8	0.64	50 m	White (WH)	309-20959
	9.5	4.8	0.64	50 m	Yellow (YE)	309-20954
	9.5	4.8	0.64	150 m	Black (BK)	309-10950
TF21-12.7/6.4	12.7	6.4	0.64	50 m	Blue (BU)	309-21276
	12.7	6.4	0.64	50 m	Green-Yellow (GNYE)	309-41277
	12.7	6.4	0.64	50 m	Red (RD)	309-21272
	12.7	6.4	0.64	50 m	White (WH)	309-21279
	12.7	6.4	0.64	50 m	Yellow (YE)	309-21274
	12.7	6.4	0.64	100 m	Black (BK)	309-11270
TF21-19.1/9.5	19.1	9.5	0.76	50 m	Black (BK)	309-11900
	19.1	9.5	0.76	50 m	Blue (BU)	309-11906
	19.1	9.5	0.76	50 m	Green-Yellow (GNYE)	309-11907
	19.1	9.5	0.76	50 m	Red (RD)	309-11902
	19.1	9.5	0.76	50 m	White (WH)	309-11909
	19.1	9.5	0.76	50 m	Yellow (YE)	309-11904
TF21-25.4/12.7	25.4	12.7	0.89	50 m	Black (BK)	309-12540
	25.4	12.7	0.89	50 m	Blue (BU)	309-12546
	25.4	12.7	0.89	50 m	Green-Yellow (GNYE)	309-12547
	25.4	12.7	0.89	50 m	Red (RD)	309-12542
	25.4	12.7	0.89	50 m	White (WH)	309-12549
	25.4	12.7	0.89	50 m	Yellow (YE)	309-12544
TF21-38.0/19.0	38.1	19.1	1.02	60 m	Black (BK)	309-13810
	38.1	19.1	1.02	60 m	Blue (BU)	309-13816
	38.1	19.1	1.02	60 m	Green-Yellow (GNYE)	309-13817
	38.1	19.1	1.02	60 m	Red (RD)	309-13812
	38.1	19.1	1.02	60 m	White (WH)	309-13819
	38.1	19.1	1.02	60 m	Yellow (YE)	309-13814
TF21-50.8/25.4	50.8	25.4	1.14	60 m	Black (BK)	309-15080
	50.8	25.4	1.14	60 m	Blue (BU)	309-15086
	50.8	25.4	1.14	60 m	Green-Yellow (GNYE)	309-15087
	50.8	25.4	1.14	60 m	Red (RD)	309-15082
	50.8	25.4	1.14	60 m	White (WH)	309-15089
	50.8	25.4	1.14	60 m	Yellow (YE)	309-15084
TF21-76.0/38.0	76.2	38.1	1.27	30 m	Black (BK)	309-17600
	76.2	38.1	1.27	30 m	Blue (BU)	309-17606
	76.2	38.1	1.27	30 m	Red (RD)	309-17602
	76.2	38.1	1.27	30 m	White (WH)	309-17609
	76.2	38.1	1.27	30 m	Yellow (YE)	309-17604

Recommended Tools: 30=H6100. For detailed information on Application Tooling please refer to our Main Catalogue or the Internet.
All dimensions in mm. Subject to technical changes. Minimum Order Quantity (MOQ) may differ from package content.



Please note! Not all products listed on this page may have this approval. Please check our website for latest approvals.



Heat shrinkable tubing 2:1 - flexible and coloured

TF21



Heat Shrink Tubing 2:1



TYPE	Supplied Ø D min.	Recov. Ø d max.	Wall (WT)	Reel Length	Colour	Article-No.
TF21-101.6/50.8	101.6	50.8	1.40	15 m	Black (BK)	309-11020
	101.6	50.8	1.40	15 m	Blue (BU)	309-11026
	101.6	50.8	1.40	15 m	Red (RD)	309-11022
	101.6	50.8	1.40	15 m	White (WH)	309-11029
	101.6	50.8	1.40	15 m	Yellow (YE)	309-11024

Recommended Tools: 30=H6100. For detailed information on Application Tooling please refer to our Main Catalogue or the Internet.

All dimensions in mm. Subject to technical changes. Minimum Order Quantity (MOQ) may differ from package content.



Please note! Not all products listed on this page may have this approval. Please check our website for latest approvals.

Heat shrinkable tubing up to 4:1 - 1 m lengths

MA47 - medium wall adhesive lined

Features and benefits

- Medium wall tubing with robust insulation characteristics
- Protects cable joints and terminations in low voltage applications
- Internally coated with a thermoplastic adhesive



TYPE	Supplied Ø D min.	Recov. Ø d max.	Wall (WT)	Length (L)	Colour	Article-No.
MA47-8/2	8.0	2.0	1.80	1.0 m	Black (BK)	323-20080
MA47-12/3	12.0	3.0	1.80	1.0 m	Black (BK)	323-20120
MA47-19/6	22.0	6.0	2.40	1.0 m	Black (BK)	323-20190
MA47-30/8	33.0	8.0	2.60	1.0 m	Black (BK)	323-20300
MA47-40/12	40.0	12.0	2.60	1.0 m	Black (BK)	323-20400
MA47-50/16	55.0	16.0	2.70	1.0 m	Black (BK)	323-20500
MA47-63/19	65.0	19.0	2.90	1.0 m	Black (BK)	323-20630
MA47-75/22	75.0	22.0	3.00	1.0 m	Black (BK)	323-20750
MA47-95/30	95.0	25.0	3.60	1.0 m	Black (BK)	323-20950
MA47-115/34	115.0	34.0	3.50	1.0 m	Black (BK)	323-21150
MA47-140/42	140.0	42.0	3.30	1.0 m	Black (BK)	323-21400

Recommended Tools: 30=H6100, 32=CHG900. For detailed information on Application Tooling please refer to our Main Catalogue or the Internet.

All dimensions in mm. Subject to technical changes. Minimum Order Quantity (MOQ) may differ from package content.



Heat shrinkable tubing 2:1 - Elastomer

SE28

Features and benefits

- Flexible, high performance elastomeric heat shrink tubing
- Very suitable for protecting cables and wire harnesses
- For high temperature applications up to 150 °C



TYPE	Supplied Ø D min.	Recov. Ø d max.	Wall (WT)	Reel Length	Colour	Designation as per VG-Norm	Article-No.
SE28 3.2/1.6	3.2	1.6	0.75	150 m	Black (BK)	VG 95343 T05 D 001 A	342-20000
SE28 4.8/2.4	4.8	2.4	0.85	60 m	Black (BK)	VG 95343 T05 D 002 A	342-20010
SE28 6.4/3.2	6.4	3.2	0.90	60 m	Black (BK)	VG 95343 T05 D 003 A	342-20020
SE28 9.5/4.8	9.5	4.8	1.00	60 m	Black (BK)	VG 95343 T05 D 004 A	342-20030
SE28 12.7/6.4	12.7	6.4	1.20	60 m	Black (BK)	VG 95343 T05 D 005 A	342-20040
SE28 19.0/9.5	19.0	9.5	1.45	30 m	Black (BK)	VG 95343 T05 D 006 A	342-20050
SE28 25.4/12.7	25.4	12.7	1.80	30 m	Black (BK)	VG 95343 T05 D 007 A	342-20060
SE28 38.0/19.0	38.0	19.0	2.40	30 m	Black (BK)	VG 95343 T05 D 008 A	342-20070
SE28 51.0/25.4	51.0	25.4	2.80	30 m	Black (BK)	VG 95343 T05 D 009 A	342-20080
SE28 76.0/38.0	76.0	38.0	3.20	15 m	Black (BK)	VG 95343 T05 D 010 A	342-20090
SE28 101.2/51.0	102.0	51.0	3.60	10 m	Black (BK)	VG 95343 T05 D 011 A	342-20100

Recommended Tools: 30=H6100. For detailed information on Application Tooling please refer to our Main Catalogue or the Internet.
All dimensions in mm. Subject to technical changes. Minimum Order Quantity (MOQ) may differ from package content.



Please note! Not all products listed on this page may have this approval. Please check our website for latest approvals.

End Caps

Helashrink 1600 Series, low voltage

Features and benefits

- End caps are suitable for use on both polymeric and paper insulated, lead jacketed cables which may include aluminium or steel armouring
- Seal cables during storage or transportation
- Adhesive lining for excellent environmental seal



TYPE	Bundle Ø min.	Bundle Ø max.	ØH min. a	ØH max. b	P ± 10%	HW ± 20 %	Article-No.
1612-1-B5W2	4.0	8.0	12.0	4.0	40.0	2.6	416-12046
1613-1-B5W2	6.5	16.0	20.0	6.0	55.0	2.8	416-13060
1620-1-B5W2	13.0	28.0	35.0	12.7	184.0	3.3	416-20028
1614-1-B5W2	16.0	32.0	40.0	15.0	75.0	3.3	416-14047
1615-1-B5W2	26.0	51.0	62.0	23.0	132.0	3.8	416-15035
1617-1-B5W2	32.0	61.0	75.0	32.0	140.0	4.0	416-17033
1616-1-B5W2	48.0	80.0	105.0	45.0	135.0	4.0	416-16053
1609-1-B5W2	65.0	110.0	120.0	60.0	150.0	4.2	416-09000
1610-1-B5W2	90.0	135.0	160.0	82.0	135.0	4.5	416-10000

Recommended Tools: 30=H6100, 32=CHG900. For detailed information on Application Tooling please refer to our Main Catalogue or the Internet.
All dimensions in mm. Subject to technical changes. For these moulded shapes a wide range of material / adhesive combinations are available. Please refer to the Moulded Shapes catalogue.



Helawrap cable cover

HWPP for industrial applications

Features and benefits

- Ideal solution for bundling, protecting and fixing cables
- Quick and effortless to apply
- Good abrasion protection



TYPE	Bundle Ø max.	Colour	Reel Length	Application Tool	Article-No.
HWPP8	9.0	Black (BK)	25 m	HAT8	161-64101
HWPP16	16.0	Black (BK)	25 m	HAT16	161-64201
HWPP20	21.0	Black (BK)	25 m	HAT20	161-64301
HWPP25	27.0	Black (BK)	25 m	HAT25	161-64401
HWPP30	32.0	Black (BK)	25 m	HAT30	161-64501
HWPP40	42.0	Black (BK)	15 m	HAT40	161-64601

All dimensions in mm. Subject to technical changes. Minimum Order Quantity (MOQ) may differ from package content.

ECE R-118


Please note! Not all products listed on this page may have this approval. Please check our website for latest approvals.

PA Flame-retardant Spiral Binding

SBPAV0

Features and benefits

- Organises and protects cables and hoses
- Self-extinguishing according to UL94 V0
- Very good protection against abrasion

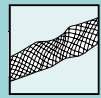


TYPE	Nominal Ø	Wall (WT)	Pitch (P)	Bundle Ø min.	Bundle Ø max.	Colour	Reel Length	Article-No.
SBPAV01.5	1.5	0.40	6.0	1.6	8.0	Black (BK)	30 m	161-44000
SBPAV04	4	0.60	7.8	5.0	20.0	Black (BK)	30 m	161-44100
SBPAV06	6	0.80	10.0	7.5	40.0	Black (BK)	30 m	161-44150
SBPAV09	9	1.00	12.5	10.0	100.0	Black (BK)	30 m	161-44200
SBPAV016	16	1.20	16.0	20.0	150.0	Black (BK)	30 m	161-44300

All dimensions in mm. Subject to technical changes. Minimum Order Quantity (MOQ) may differ from package content.

EN 45545-2

Please note! Not all products listed on this page may have this approval. Please check our website for latest approvals.



PP High Abrasion-resistant Wide Pitch Spiral Binding

SBPPHDF

Features and benefits

- Heavy-walled and very robust
- Excellent protection from mechanical stress
- Very high abrasion resistance



TYPE	Nominal Ø	Wall (WT)	Pitch (P)	Bundle Ø min.	Bundle Ø max.	Colour	Length (L)	Article-No.
SBPPHDF10	10	1.50	10.0	10.0	13.0	Black (BK)	1.0 m	162-31000
SBPPHDF15	15	1.50	13.0	15.0	18.0	Black (BK)	1.0 m	162-31100
SBPPHDF20	20	1.50	18.0	20.0	23.0	Black (BK)	1.0 m	162-31200
SBPPHDF25	25	2.00	19.0	25.0	29.0	Black (BK)	1.0 m	162-31300
SBPPHDF30	30	2.00	20.0	30.0	34.0	Black (BK)	1.0 m	162-31400
SBPPHDF35	35	2.00	20.0	35.0	39.0	Black (BK)	1.0 m	162-31500
SBPPHDF40	40	2.50	20.0	40.0	45.0	Black (BK)	1.0 m	162-31600
SBPPHDF50	50	3.00	22.0	50.0	56.0	Black (BK)	1.0 m	162-31700

All dimensions in mm. Subject to technical changes. Minimum Order Quantity (MOQ) may differ from package content.

Abrasion-resistant polyamide braided sleeving

Helagaine HEGPA66

Features and benefits

- Made from heavy-duty polyamide yarn
- Excellent abrasion resistance
- Highly flexible



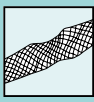
TYPE	Bundle Ø min.	Bundle Ø max.	Colour	Reel Length	Tools	Article-No.
HEGPA6604	3.0	6.0	Black (BK)	200 m	45	170-40400
HEGPA6606	4.0	8.0	Black (BK)	100 m	45	170-40600
HEGPA6608	5.0	10.0	Black (BK)	100 m	45	170-40800
HEGPA6610	7.0	12.0	Black (BK)	100 m	45	170-41000
HEGPA6612	8.0	14.0	Black (BK)	100 m	45	170-41200
HEGPA6616	12.0	18.0	Black (BK)	50 m	45	170-41600
HEGPA6620	15.0	23.0	Black (BK)	50 m	45	170-42000
HEGPA6625	18.0	28.0	Black (BK)	50 m	45	170-42500
HEGPA6630	25.0	32.0	Black (BK)	50 m	45	170-43000
HEGPA6640	30.0	44.0	Black (BK)	50 m	45	170-44000
HEGPA6650	40.0	55.0	Black (BK)	50 m	45	170-45000
HEGPA6660	50.0	65.0	Black (BK)	50 m	45	170-46000

Recommended Tools: 45=HSG0. For detailed information on Application Tooling please refer to our Main Catalogue or the Internet.

All dimensions in mm. Subject to technical changes. Colour grey available on request. Cuts in any lengths. Minimum Order Quantity (MOQ) may differ from package content.

EN 45545-2 **ECE R-118**

Please note! Not all products listed on this page may have this approval. Please check our website for latest approvals.




Self-closing, flame-retardant polyester sleeving

Helagaine Twist-In-FR

Features and benefits

- Self-closing sleeve made from polyester
- Quick and easy installation and removal
- Allows access to bundle for assembly, inspection and maintenance



TYPE	Bundle Ø min.	Bundle Ø max.	Colour	Reel Length	Tools	Article-No.
Twist-In-FR 05	4.0	5.0	Black with White Identification Yarn (BKIDWH)	150 m	45	170-01100
Twist-In-FR 08	5.0	8.0	Black with White Identification Yarn (BKIDWH)	100 m	45	170-01101
Twist-In-FR 13	10.0	13.0	Black with White Identification Yarn (BKIDWH)	50 m	45	170-01102
Twist-In-FR 19	16.0	19.0	Black with White Identification Yarn (BKIDWH)	25 m	45	170-01104
Twist-In-FR 25	19.0	25.0	Black with White Identification Yarn (BKIDWH)	25 m	45	170-01105
Twist-In-FR 29	25.0	29.0	Black with White Identification Yarn (BKIDWH)	15 m	45	170-01106
Twist-In-FR 32	29.0	32.0	Black with White Identification Yarn (BKIDWH)	15 m	45	170-01107
Twist-In-FR 38	32.0	38.0	Black with White Identification Yarn (BKIDWH)	15 m	45	170-01108
Twist-In-FR 50	38.0	50.0	Black with White Identification Yarn (BKIDWH)	15 m	45	170-01109

Recommended Tools: 45=HSG0. For detailed information on Application Tooling please refer to our Main Catalogue or the Internet.

All dimensions in mm. Subject to technical changes. Minimum Order Quantity (MOQ) may differ from package content.



Please note! Not all products listed on this page may have this approval. Please check our website for latest approvals.

Re-closeable protective sleeving with hook-and-loop seal

HELAHOOK

Features and benefits

- Re-sealable cable protection made of polyester
- Hook and loop sealing system can be used for retro-fitting
- High abrasion-resistance



TYPE	Bundle Ø min.	Bundle Ø max.	Colour	Reel Length	Article-No.
HELAHOOK10	3.0	15.0	Black (BK)	25 m	170-05100
HELAHOOK15	10.0	20.0	Black (BK)	25 m	170-05150
HELAHOOK20	15.0	30.0	Black (BK)	25 m	170-05200
HELAHOOK25	20.0	40.0	Black (BK)	25 m	170-05250
HELAHOOK30	25.0	50.0	Black (BK)	25 m	170-05300

All dimensions in mm. Subject to technical changes. Cuts in any lengths. Minimum Order Quantity (MOQ) may differ from package content.



Flexible cable support

HelaDuct Flex

Features and benefits

- Space-saving wiring system
- Highly flexible, can be installed at angles of 90° and higher
- Rapid mounting with screws or adhesive strip with high-quality foam bonding layer



TYPE	Nominal Ø	Fixation Method	No. of Wires		Length (L)	Pack Cont.	Article-No.
HelaDuct Flex10SK	10	Screw Mounting and Adhesive	6 x 1.50 mm ²	4 x 2.50 mm ²	500.0	100 pcs.	164-11108
HelaDuct Flex20SK	20	Screw Mounting and Adhesive	22 x 1.50 mm ²	14 x 2.50 mm ²	500.0	70 pcs.	164-21108
HelaDuct Flex30SK	30	Screw Mounting and Adhesive	50 x 1.50 mm ²	34 x 2.50 mm ²	500.0	40 pcs.	164-31108
HelaDuct Flex40SK	40	Screw Mounting and Adhesive	81 x 2.50 mm ²	60 x 2.50 mm ²	500.0	24 pcs.	164-41108

All dimensions in mm. Subject to technical changes. Minimum Order Quantity (MOQ) may differ from package content.



Please note! Not all products listed on this page may have this approval. Please check our website for latest approvals.



Vinyl Electrical Tapes – Premium Vinyl Electrical Tape

HelaTape Flex 1000+

Features and benefits

- All-weather highly flexible, professional grade, self-adhesive vinyl electrical tape
- Excellent resistance to abrasion, moisture, chemicals, corrosion and UV exposure
- Protective jacketing for low, medium and high voltage splices and repairs

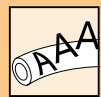


TYPE	Thickness (T)	Width (W)	Length (L)	Colour	Article-No.
HTAPE-FLEX1000+ 19x6	0.18	19.0	6.0 m	Black (BK)	710-10600
HTAPE-FLEX1000+ C 19x20	0.18	19.0	20.0 m	Black (BK)	710-10602
HTAPE-FLEX1000+ 19x20 PACK	0.18	19.0	20.0 m	Black (BK)	710-10601
HTAPE-FLEX1000+ C 19x20	0.18	19.0	20.0 m	Blue (BU)	710-10603
	0.18	19.0	20.0 m	Brown (BN)	710-10608
	0.18	19.0	20.0 m	Green (GN)	710-10606
	0.18	19.0	20.0 m	Green-Yellow (GNYE)	710-10612
	0.18	19.0	20.0 m	Grey (GY)	710-10609
	0.18	19.0	20.0 m	Red (RD)	710-10604
	0.18	19.0	20.0 m	White (WH)	710-10607
HTAPE-FLEX1000+ 19x33	0.18	19.0	33.0 m	Black (BK)	710-10610
HTAPE-FLEX1000+ 50x33	0.18	50.0	33.0 m	Black (BK)	710-10611

All dimensions in mm. Subject to technical changes. Minimum Order Quantity (MOQ) may differ from package content.



Please note! Not all products listed on this page may have this approval. Please check our website for latest approvals.



Shrinkable markers "Continuous Tube", thermal transfer

TULT – 3:1 Military and Electronics

Features and benefits

- TULT is a UL recognized 3:1 heat shrink marker material supplied as a continuous tube and printable on both sides
- The surface of the tubing has been especially prepared so that print performance is excellent at all times.
- Good mechanical strength and resistance to organic solvents and chemicals



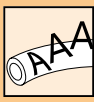
TYPE	Supplied Ø D min.	Recov. Ø d max.	Wall (WT)	Pack Cont.	Colour	Tools	Article-No.
TULT3-1BK	3.0	1.0	0.56	176 m	Black (BK)	30	553-40352
TULT3-1BU	3.0	1.0	0.56	176 m	Blue (BU)	30	553-40353
TULT3-1RD	3.0	1.0	0.56	176 m	Red (RD)	30	553-40354
TULT3-1WH	3.0	1.0	0.56	176 m	White (WH)	30	553-40351
TULT3-1YE	3.0	1.0	0.56	176 m	Yellow (YE)	30	553-40350
TULT4.8-1.6BK	4.8	1.6	0.56	110 m	Black (BK)	30	553-40452
TULT4.8-1.6BU	4.8	1.6	0.56	110 m	Blue (BU)	30	553-40453
TULT4.8-1.6RD	4.8	1.6	0.56	110 m	Red (RD)	30	553-40454
TULT4.8-1.6WH	4.8	1.6	0.56	110 m	White (WH)	30	553-40451
TULT4.8-1.6YE	4.8	1.6	0.56	110 m	Yellow (YE)	30	553-40450
TULT6-2BK	6.0	2.0	0.64	110 m	Black (BK)	30	553-40652
TULT6-2BU	6.0	2.0	0.64	110 m	Blue (BU)	30	553-40653
TULT6-2RD	6.0	2.0	0.64	110 m	Red (RD)	30	553-40654
TULT6-2WH	6.0	2.0	0.64	110 m	White (WH)	30	553-40651
TULT6-2YE	6.0	2.0	0.64	110 m	Yellow (YE)	30	553-40650
TULT9-3BK	9.0	3.0	0.64	72 m	Black (BK)	30	553-40952
TULT9-3BU	9.0	3.0	0.64	72 m	Blue (BU)	30	553-40953
TULT9-3RD	9.0	3.0	0.64	72 m	Red (RD)	30	553-40954
TULT9-3WH	9.0	3.0	0.64	72 m	White (WH)	30	553-40951
TULT9-3YE	9.0	3.0	0.64	72 m	Yellow (YE)	30	553-40950
TULT12-4BK	12.0	4.0	0.68	54 m	Black (BK)	30	553-41252
TULT12-4BU	12.0	4.0	0.68	54 m	Blue (BU)	30	553-41253
TULT12-4RD	12.0	4.0	0.68	54 m	Red (RD)	30	553-41254
TULT12-4WH	12.0	4.0	0.68	54 m	White (WH)	30	553-41251
TULT12-4YE	12.0	4.0	0.68	54 m	Yellow (YE)	30	553-41250
TULT18-6BK	18.0	6.0	0.90	26 m	Black (BK)	30	553-41852
TULT18-6BU	18.0	6.0	0.90	26 m	Blue (BU)	30	553-41853
TULT18-6RD	18.0	6.0	0.90	26 m	Red (RD)	30	553-41854
TULT18-6WH	18.0	6.0	0.90	26 m	White (WH)	30	553-41851
TULT18-6YE	18.0	6.0	0.90	26 m	Yellow (YE)	30	553-41850
TULT24-8BK	24.0	8.0	0.98	26 m	Black (BK)	30	553-42452
TULT24-8BU	24.0	8.0	0.98	26 m	Blue (BU)	30	553-42453
TULT24-8RD	24.0	8.0	0.98	26 m	Red (RD)	30	553-42454
TULT24-8WH	24.0	8.0	0.98	26 m	White (WH)	30	553-42451
TULT24-8YE	24.0	8.0	0.98	26 m	Yellow (YE)	30	553-42450

Recommended Tools: 30=H6100. For detailed information on Application Tooling please refer to our Main Catalogue or the Internet.

All dimensions in mm. Subject to technical changes. Minimum Order Quantity (MOQ) may differ from package content. More colours on request.




Please note! Not all products listed on this page may have this approval. Please check our website for latest approvals.



Shrinkable markers "Continuous Tube", thermal transfer

TULT – 3:1 Military and Electronics



TYPE	Supplied Ø D min.	Recov. Ø d max.	Wall (WT)	Pack Cont.	Colour	Tools	Article-No.
TULT39-13BK	39.0	13.0	1.08	10 m	Black (BK)	30	553-43952
TULT39-13BU	39.0	13.0	1.08	10 m	Blue (BU)	30	553-43953
TULT39-13RD	39.0	13.0	1.08	10 m	Red (RD)	30	553-43954
TULT39-13WH	39.0	13.0	1.08	10 m	White (WH)	30	553-43951
TULT39-13YE	39.0	13.0	1.08	10 m	Yellow (YE)	30	553-43950

Recommended Tools: 30=H6100. For detailed information on Application Tooling please refer to our Main Catalogue or the Internet.
All dimensions in mm. Subject to technical changes. Minimum Order Quantity (MOQ) may differ from package content. More colours on request.



Please note! Not all products listed on this page may have this approval. Please check our website for latest approvals.

Identification tags for cable bundle, "Ladder Style", thermal transfer

TAGPU – UV-stabilised Tiptags

Features and benefits

- TAGPU is a specially designed cable marker for identifying larger wire and cable bundles, where a permanently legible and UV resistant marking is required
- The markers are applied to cable and harness assemblies with cable ties, and are also suitable for retrofit purposes
- Print with HellermannTyton's premium range of thermal printers and ribbons or a laser beam marking device

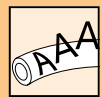


TYPE	Drawing	Length (L)	Width (W)	Colour	Article-No.
TAGPU12X60-4		60.0	11.6	Blue (BU)	556-80513
		60.0	11.6	Red (RD)	556-80512
		60.0	11.6	White (WH)	556-80515
		60.0	11.6	Yellow (YE)	556-80514

All dimensions in mm. Subject to technical changes. Minimum Order Quantity (MOQ) may differ from package content. Other packaging options may also be available. More colours on request.



Please note! Not all products listed on this page may have this approval. Please check our website for latest approvals.



Self-laminating labels, thermal transfer

Helatag 1232

Features and benefits

- High-quality self-laminating labels made of polyester
- Suitable for marking of wires and cables in harsh environments
- Laminating function gives excellent protection against humidity and mechanical abrasion
- Rounded edge design



TYPE	Bundle Ø min.	Bundle Ø max.	Width (W)	Height (H)	Height (H2)	Width of Liner (WL)	Labels per Row	Pack Cont.	Colour	Article-No.
TAG32-135TD1	14.0	30.9	31.8	39.9	134.6	38.0	1 pc.	650 pcs.	White (WH), Transparent (CL)	596-01904
TAG32-230TD1	30.2	50.8	31.8	60.0	228.6	38.0	1 pc.	400 pcs.	White (WH), Transparent (CL)	596-01903

All dimensions in mm. Subject to technical changes. Minimum Order Quantity (MOQ) may differ from package content. Other packaging options may also be available.

Self-laminating labels, thermal transfer

Helatag 323, high temperature

Features and benefits

- High temperature self-laminating labels with an inscription field
- Protective laminating foil ensures optimal protection against humidity, dirt, debris, and mechanical abrasion
- Survives 5 years external weathering in central European climate



TYPE	Bundle Ø min.	Bundle Ø max.	Width (W)	Height (H)	Height (H2)	Width of Liner (WL)	Labels per Row	Pack Cont.	Colour	Article-No.
TAG51TD3	1.4	3.0	25.4	8.8	19.1	85.0	3 pcs.	5000 pcs.	White (WH), Transparent (CL)	596-51320
TAG26TD6	1.5	3.0	12.7	9.5	19.1	85.0	6 pcs.	10000 pcs.	White (WH), Transparent (CL)	596-26320
TAG36TD7	2.0	4.7	12.7	9.0	23.8	95.0	7 pcs.	10000 pcs.	White (WH), Transparent (CL)	596-36320
TAG2TD6	3.5	7.6	12.7	12.7	36.5	82.0	6 pcs.	5000 pcs.	White (WH), Transparent (CL)	596-02320
TAG22TD1	3.5	7.6	25.4	12.7	36.5	31.2	1 pc.	1500 pcs.	White (WH), Transparent (CL)	596-00124
TAG22TD3	3.5	7.6	25.4	12.7	36.5	82.0	3 pcs.	2500 pcs.	White (WH), Transparent (CL)	596-22320
TAG24TD1	3.5	7.6	50.8	12.7	36.5	55.0	1 pc.	1000 pcs.	White (WH), Transparent (CL)	596-24320
TAG23TD5	4.5	10.0	19.1	12.7	44.5	101.6	5 pcs.	5000 pcs.	White (WH), Transparent (CL)	596-23320
TAG25TD3	4.5	10.0	25.4	12.7	44.5	82.0	3 pcs.	2500 pcs.	White (WH), Transparent (CL)	596-25320
TAG9TD3	5.5	12.1	25.4	19.1	57.1	82.0	3 pcs.	2500 pcs.	White (WH), Transparent (CL)	596-09320
TAG10TD2	5.5	12.1	49.5	19.1	57.1	101.6	2 pcs.	1000 pcs.	White (WH), Transparent (CL)	596-10320
TAG1TD2	8.5	18.2	48.2	19.1	79.2	101.6	2 pcs.	1000 pcs.	White (WH), Transparent (CL)	596-01320
TAG3TD1	10.0	22.2	25.4	25.4	95.3	28.0	1 pc.	500 pcs.	White (WH), Transparent (CL)	596-00125
TAG3TD3	10.0	22.2	25.4	25.4	95.3	82.0	3 pcs.	1000 pcs.	White (WH), Transparent (CL)	596-03320
TAG6TD1	10.0	22.2	50.8	25.4	95.3	55.0	1 pc.	500 pcs.	White (WH), Transparent (CL)	596-06320
TAG107TD3	12.0	37.5	25.4	31.8	149.9	82.0	3 pcs.	1000 pcs.	White (WH), Transparent (CL)	596-10732
TAG38TD3	20.8	47.5	25.4	38.1	187.2	82.0	3 pcs.	1000 pcs.	White (WH), Transparent (CL)	596-38320
TAG07TD1	20.8	47.5	50.8	25.4	187.2	55.0	1 pc.	250 pcs.	White (WH), Transparent (CL)	596-07320

All dimensions in mm. Subject to technical changes. Minimum Order Quantity (MOQ) may differ from package content. Other packaging options may also be available. More colours on request.



Panel plate labels, thermal transfer

Helatag 1220

Features and benefits

- Create crisp and clear professional looking labels by printing with HellermannTyton thermal transfer printers and ribbons
- Cost-effective replacement for engraved plastic plates, no need for additional label holder
- High performance adhesive and compressible foam backing ensures optimal adhesion to uneven surfaces if required



TYPE	Width (W)	Height (H)	Width of Liner (WL)	Labels per Row	Pack Cont.	Colour	Article-No.
TAG13-07TDK1	13.0	7.0	21.0	1 pc.	1000 pcs.	White (WH)	596-00560
TAG17-09TDK1	17.0	9.0	23.0	1 pc.	1000 pcs.	White (WH)	596-00592
TAGR18TDK1	18.0	-	18.0	1 pc.	25 m	White (WH)	596-00760
TAG22-22TDK1	22.0	22.0	28.0	1 pc.	1000 pcs.	White (WH)	596-00561
TAG27-08TDK1	27.0	8.0	33.0	1 pc.	1000 pcs.	White (WH)	596-00562
TAG27-12.5TDK1	27.0	12.5	33.0	1 pc.	1000 pcs.	White (WH)	596-00558
TAG27-15TDK1	27.0	15.0	33.0	1 pc.	1000 pcs.	White (WH)	596-00563
TAG27-18TDK1	27.0	18.0	33.0	1 pc.	1000 pcs.	White (WH)	596-00564
TAG27-27TDK1	27.0	27.0	33.0	1 pc.	1000 pcs.	White (WH)	596-00565
TAG35-18TDK1	35.0	18.0	41.0	1 pc.	1000 pcs.	White (WH)	596-00566
TAGR40TDK1	40.0	-	40.0	1 pc.	25 m	White (WH)	596-00761
TAG45-15TDK1	45.0	15.0	51.0	1 pc.	1000 pcs.	White (WH)	596-00567
TAG45-25TDK1	45.0	25.0	51.0	1 pc.	1000 pcs.	White (WH)	596-00568
TAG49-15TDK1	49.0	15.0	55.0	1 pc.	1000 pcs.	White (WH)	596-12622
TAG60-30TDK1	60.0	30.0	66.0	1 pc.	500 pcs.	White (WH)	596-00569
TAG90-45TDK1	90.0	45.0	96.0	1 pc.	500 pcs.	White (WH)	596-00570
TAG100-30TDK1	100.0	30.0	106.0	1 pc.	250 pcs.	White (WH)	596-00571
TAG100-70TDK1	100.0	70.0	106.0	1 pc.	250 pcs.	White (WH)	596-00572

All dimensions in mm. Subject to technical changes. Minimum Order Quantity (MOQ) may differ from package content. Other packaging options may also be available.

Panel plate labels, thermal transfer

Helatag 1221

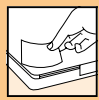
Features and benefits

- Create crisp and clear professional looking labels by printing with HellermannTyton thermal transfer printers and ribbons.
- Cost-effective replacement for engraved plastic plates, no need for additional label holder
- High performance adhesive and compressible foam backing ensures optimal adhesion to uneven surfaces if required



TYPE	Width (W)	Height (H)	Width of Liner (WL)	Labels per Row	Pack Cont.	Colour	Article-No.
TAG13-07TDK1	13.0	7.0	21.0	1 pc.	1000 pcs.	Silver (SR)	596-00573
TAG22-22TDK1	22.0	22.0	28.0	1 pc.	1000 pcs.	Silver (SR)	596-00574
TAG27-08TDK1	27.0	8.0	33.0	1 pc.	1000 pcs.	Silver (SR)	596-00575
TAG27-12.5TDK1	27.0	12.5	33.0	1 pc.	1000 pcs.	Silver (SR)	596-00576
TAG27-15TDK1	27.0	15.0	33.0	1 pc.	1000 pcs.	Silver (SR)	596-00577
TAG27-18TDK1	27.0	18.0	33.0	1 pc.	1000 pcs.	Silver (SR)	596-00578
TAG27-27TDK1	27.0	27.0	33.0	1 pc.	1000 pcs.	Silver (SR)	596-00579
TAGR28TDK1	28.0	-	28.0	1 pc.	18 m	Silver (SR)	596-00679

All dimensions in mm. Subject to technical changes. Minimum Order Quantity (MOQ) may differ from package content. Other packaging options may also be available.



Panel plate labels, thermal transfer

Helatag 1221

TYPE	Width (W)	Height (H)	Width of Liner (WL)	Labels per Row	Pack Cont.	Colour	Article-No.
TAG35-18TDK1	35.0	18.0	41.0	1 pc.	1000 pcs.	Silver (SR)	596-00580
TAGR40TDK1	40.0	-	40.0	1 pc.	20 m	Silver (SR)	596-12000
TAG45-15TDK1	45.0	15.0	51.0	1 pc.	1000 pcs.	Silver (SR)	596-00581
TAG45-25TDK1	45.0	25.0	51.0	1 pc.	1000 pcs.	Silver (SR)	596-00582
TAG60-30TDK1	60.0	30.0	66.0	1 pc.	500 pcs.	Silver (SR)	596-00583
TAG70-35TDK1	70.0	35.0	76.0	1 pc.	500 pcs.	Silver (SR)	596-01902
TAG90-45TDK1	90.0	45.0	96.0	1 pc.	500 pcs.	Silver (SR)	596-00584
TAG100-30TDK1	100.0	30.0	106.0	1 pc.	250 pcs.	Silver (SR)	596-00585
TAG100-70TDK1	100.0	70.0	106.0	1 pc.	250 pcs.	Silver (SR)	596-00586

All dimensions in mm. Subject to technical changes. Minimum Order Quantity (MOQ) may differ from package content. Other packaging options may also be available.



Manual tensioning tool plastic housing

EVO7i up to 4.8 mm strap width

Features and benefits

- HellermannTyton's EVO7i industrial-grade, mechanical hand tool is ergonomically designed to reduce the risks of repetitive stress injuries to operators while simultaneously increasing productivity
- The EVO7i Tension/Lock/Cut Technology delivers performance, safety and comfort for operators
- Extremely low-maintenance is needed



TYPE	Description	Strap Width max.	Strap Thickness max.	Weight	Article-No.
EVO7i	EVO7i	4.8	1.5	0.281 kg	110-77001
EVO7iSP	EVO7iSP	4.8	1.5	0.279 kg	110-77002
SP EVO7 Blade Kit	Blade-Kit	-	-	0.002 kg	110-70106

All dimensions in mm. Subject to technical changes.

Manual tensioning tool plastic housing

EVO9i up to 13.5 mm strap width

Features and benefits

- HellermannTyton's EVO9i industrial-grade, mechanical hand tool is ergonomically designed to reduce the risks of repetitive stress injuries to operators while simultaneously increasing productivity
- The EVO9i Tension/Lock/Cut Technology delivers performance, safety and comfort for operators
- Extremely low-maintenance is needed



TYPE	Description	Strap Width max.	Strap Thickness max.	Weight	Article-No.
EVO9i	EVO9i	13.5	2.0	0.369 kg	110-88001
EVO9iHT	EVO9iHT	13.5	2.0	0.373 kg	110-88003
EVO9iSP	EVO9iSP	13.5	2.0	0.369 kg	110-88002
SP EVO9 Blade	EVO9 Blade	-	-	0.002 kg	110-80037

All dimensions in mm. Subject to technical changes.

Manual tensioning tool for metal ties MBT-Series

MK9SST up to 16.0 mm strap width

Features and benefits

- The MK9SST is constructed with heavy duty parts to ensure optimum performance
- It is designed to apply our MBT cable ties with a strap width of up to 16 mm
- Ergonomic design protects against repetitive strain injuries



TYPE	Description	Strap Width max.	Strap Thickness max.	Weight	Article-No.
MK9SST	MK9SST	16.0	0.5	0.514 kg	110-95000

All dimensions in mm. Subject to technical changes.



Manual cutting tool for plastic ties

EVO cut

Features and benefits

- The EVO cut is a cutting tool for plastic ties, which ensures the cut of the strap or head while preserving wires and harnesses from being damaged
- Its use is recommended in many applications for which wires and harnesses have a high value added
- Includes eight interchangeable nosepieces for respective cable tie width, thickness and head size



TYPE	Description	Strap Width max.	Strap Thickness max.	Weight	Article-No.
EVOcut	EVO cut	7.8	1.8	0.14 kg	110-05005

All dimensions in mm. Subject to technical changes.

Cordless Heat Gun - Gas powered

CHG900

Features and benefits

- Cordless heat gun powered by P445 gas cartridges
- Flameless heat - no direct flame outlet
- Autonomous operating time: 1 hour



TYPE	Description	Article-No.
CHG900	Cordless Heat Gun - CHG900 Set incl. P445 Gas Cartridge and 2 nozzles.	391-90010
Piezo CHG900	CHG900 Spare Part - Piezo Ignition Trigger.	391-90011
Gas Nozzle	CHG900 Spare Part - Gas Nozzle.	391-90012
P445	P445 Gas Cartridge (Butane, Propane, Propene).	391-90101

Subject to technical changes.

Europe

HellermannTyton GmbH – Austria

Rennbahnweg 65
1220 Vienna
Tel.: +43 12 59 99 55-0
Fax: +43 12 59 99 11
Email: office@HellermannTyton.at
www.HellermannTyton.at

HellermannTyton – Bulgaria

Email: officeBG@HellermannTyton.at
www.HellermannTyton.bg

HellermannTyton – Czech Republic

Email: officeCZ@HellermannTyton.at
www.HellermannTyton.cz

HellermannTyton – Denmark

Industrivej 44A, 1.
4000 Roskilde
Tel.: +45 702 371 20
Email: htdk@HellermannTyton.dk
www.HellermannTyton.dk

HellermannTyton – Finland

Äyritie 12 B
01510 Vantaa
Tel.: +358 9 8700 450
Email: myynti@HellermannTyton.fi
www.HellermannTyton.fi

HellermannTyton S.A.S. – France

2 rue des Hêtres - CS 80543
78197 Trappes Cedex
Tel.: +33 1 30 13 80 00
Fax: +33 1 30 13 80 60
Email: info.htf@HellermannTyton.com
www.HellermannTyton.fr

HellermannTyton – Germany

Großer Moorweg 45
25436 Tornesch
Tel.: +49 4122 701-0
Fax: +49 4122 701-400
Email: info@HellermannTyton.de
www.HellermannTyton.de

HellermannTyton KFT – Hungary

Kisfaludy u. 13
1044 Budapest
Tel.: +36 1 369 4151
Fax: +36 1 369 4151
Email: officeHU@HellermannTyton.at
www.HellermannTyton.hu

HellermannTyton Ltd – Ireland

Unit A5 Cherry Orchard
Business Park
Ballyfermot, Dublin 10
Tel.: +353 1 626 8267
Fax: +353 1 626 8022
Email: sales@HellermannTyton.ie
www.HellermannTyton.co.uk

HellermannTyton S.r.l. – Italy

Via Visco, 3/7
35010 Limena (PD)
Tel.: +39 049 767 870
Fax: +39 049 767 985
Email: info@HellermannTyton.it
www.HellermannTyton.it

HellermannTyton B.V. – Belgium/Netherlands

Vanadiumweg 11-C
3812 PX Amersfoort
Tel.: +31 33 460 06 90
Fax: +31 33 460 06 99
Email (NL): info@HellermannTyton.nl
Email (BE): info@HellermannTyton.be
www.HellermannTyton.nl
www.HellermannTyton.be

HellermannTyton AS – Norway

Nils Hansens vei 13
0667 Oslo
Tel.: +47 23 17 47 00
Email: firmapost@HellermannTyton.no
www.HellermannTyton.no

HellermannTyton Sp. z o.o. – Poland

Kotunia 111
62-400 Ślupca
Tel.: +48 63 2237 111
Fax: +48 63 2237 110
Email: info@HellermannTyton.pl
www.HellermannTyton.pl

HellermannTyton – Romania

Email: officeRO@HellermannTyton.ro
www.HellermannTyton.ro

HellermannTyton – Slovenia

Branch Office Ljubljana
Podružnica Ljubljana, Ukmarjeva 2
1000 Ljubljana
Tel.: +386 1 433 70 56
Fax: +386 1 433 63 21
Email: officeSI@HellermannTyton.at
www.HellermannTyton.si

HellermannTyton España s.l. – Spain / Portugal

Avda. de la Industria 37 2º 2
28108 Alcobendas, Madrid
Tel.: +34 91 661 2835
Fax: +34 91 661 2368
Email:
HellermannTyton@HellermannTyton.es
www.HellermannTyton.es

HellermannTyton AB – Sweden

Isafjordsgatan 5
16440 Kista
Tel.: +46 8 580 890 00
Fax: +46 8 580 348 02
Email: kundsupport@HellermannTyton.se
www.HellermannTyton.se

HellermannTyton – Türkiye

Inkılâp Mah. Dr. Adnan Büyükdenez Cad. 2.
Blok No: 4 İc Kapi No: 14 Ümraniye
İstanbul
Tel.: +90 216 687 03 40
Fax: +90 216 250 32 32
Email: info@HellermannTyton.com.tr
www.HellermannTyton.com.tr

HellermannTyton Ltd – UK

William Prance Road
Plymouth International Medical
and Technology Park
Plymouth, Devon PL6 5WR
Tel.: +44 1752 701 261
Fax: +44 1752 790 058
Email: uk-pt@HellermannTyton.com
www.HellermannTyton.co.uk

HellermannTyton Ltd – UK

Sharston Green Business Park
1 Robeson Way
Altrincham Road, Wythenshawe
Manchester M22 4TY
Tel.: +44 161 947 2200
Fax: +44 161 947 2220
Email: uk-pt@HellermannTyton.com
www.HellermannTyton.co.uk

HellermannTyton Ltd – UK

Cley Road, Kingswood Lakeside
Cannock, Staffordshire
WS11 8AA
Tel.: +44 1543 728282
Fax: +44 1543 728284
Email: uk-pt@HellermannTyton.com
www.HellermannTyton.co.uk

HellermannTyton Data Ltd – UK

Waterside House, Edgar Mobbs Way
Northampton NN5 5JE
Tel.: +44 1604 707 420
Fax: +44 1604 705 454
Email: sales@htdata.co.uk
www.htdata.co.uk

Middle East

HellermannTyton – UAE

Email: info@HellermannTyton.ae
www.HellermannTyton.ae

North America

HellermannTyton – Canada

Tel.: +1 905 726 1221
Fax: +1 905 726 8538
Email: sales@HellermannTyton.ca
www.HellermannTyton.ca

HellermannTyton – Mexico

Tel.: +52 333 133 9880
Fax: +52 333 133 9861
Email: info@HellermannTyton.com.mx
www.HellermannTyton.us

HellermannTyton – USA

Tel.: +1 414 355 1130
Fax: +1 414 355 7341
Email: corp@htamericas.com
www.HellermannTyton.us

South America

HellermannTyton – Argentina

Tel.: +54 11 4754 5400
Fax: +54 11 4752 0374
Email: ventas@HellermannTyton.com.ar
www.HellermannTyton.com.ar

HellermannTyton – Brazil

Tel.: +55 11 4815 9000
Fax: +55 11 4815 9030
Email: vendas@HellermannTyton.com.br
www.HellermannTyton.com.br

Asia-Pacific

HellermannTyton – Australia

Tel.: +61 2 9525 2133
Fax: +61 2 9526 2495
Email: cservice@HellermannTyton.com.au
www.HellermannTyton.com.au

HellermannTyton – China

Tel.: +86 510 8528 2536
Fax: +86 510 8528 2731
Email: cservice@HellermannTyton.com.cn
www.HellermannTyton.com.cn

HellermannTyton – Hong Kong

Tel.: +852 2831 9090
Fax: +852 2832 9381
Email: cservice@HellermannTyton.com.hk
www.HellermannTyton.com.sg

HellermannTyton – India

Tel.: +91 120 413 3384
Email: cservice@HellermannTyton.co.in
www.HellermannTyton.co.in

HellermannTyton – Japan

Tel.: +81 3 5790 3111
Fax: +81 3 5790 3112
Email: mkt@hellermanntyton.co.jp
www.HellermannTyton.co.jp

HellermannTyton – Republic of Korea

Tel.: +82 32 833 8012
Fax: +82 32 833 8013
Email: cservice@HellermannTyton.co.kr
www.HellermannTyton.co.kr

HellermannTyton – Philippines

Tel.: +63 2 752 6551
Fax: +63 2 752 6553
Email: cservice@HellermannTyton.com.ph
www.HellermannTyton.com.ph

HellermannTyton – Singapore

Tel.: +65 6 586 1919
Fax: +65 6 752 2527
Email: cservice@HellermannTyton.sg
www.HellermannTyton.com.sg

HellermannTyton – Thailand

Tel.: +662 237 6702 / 266 0624
Fax: +662 266 8664
Email: cservice@HellermannTyton.co.th
www.HellermannTyton.com.sg

Africa

HellermannTyton Morocco S.A.R.L.

Lot 101 Office 10
Tanger Automotive City
La Ville Nouvelle Cherafate, Jouamaa
Tel.: +212 5 31 06 70 80
www.hellermanntyton.com

HellermannTyton Manufacturing

Lot N°170 Zone Franche
Tanger Automotive City Jouamaa
Province Fahs-Anjra, Tanger

HellermannTyton – South Africa

Tel.: +27 11 879 6600
Fax: +27 11 879 6603
Email: jhb.sales@Hellermann.co.za
www.HellermannTyton.co.za

 **MADE FOR REAL**

HellermannTyton

HellermannTyton GmbH

Großer Moorweg 45

25436 Tornesch

Tel. +49 4122 701-0

Fax +49 4122 701-400

E-Mail: info@HellermannTyton.de

www.HellermannTyton.de